

Document downloaded from:

<http://hdl.handle.net/10251/165842>

This paper must be cited as:

Valverde-García, D.; Pérez-Esteve, É.; Barat Baviera, JM. (2020). Changes in cocoa properties induced by the alkalization process: A review. *Comprehensive Reviews in Food Science and Food Safety*. 19(4):2200-2221. <https://doi.org/10.1111/1541-4337.12581>



The final publication is available at

<https://doi.org/10.1111/1541-4337.12581>

Copyright Blackwell Publishing

Additional Information

1 **Full title:** Changes in cocoa properties induced by the alkalization process: a review  
2 **Name(s) of Author(s):** Damián Valverde García, Édgar Pérez-Esteve and José Manuel Barat  
3 Baviera  
4 **Author Affiliation(s):** Departamento de Tecnología de Alimentos. Universitat Politècnica de  
5 València, Camino de Vera, s/n, 46022, Valencia, Spain  
6 **Contact information for Corresponding Author:** [edpees@upv.es](mailto:edpees@upv.es)  
7 **Word count of text:** 10881 words  
8 **Short version of title:** Changes in cocoa induced by alkalization  
9 **Choice of journal/topic:** *Comprehensive Reviews in Food Science and Food Safety*

10  
11  
12  
13  
14  
15  
16  
17  
18

19 **ABSTRACT**

20 Alkalization, also known as “Dutching”, is an optional, but very useful, step taken in the  
21 production chain of cocoa to darken its colour, modify its taste and increase natural cocoa  
22 solubility. Over the years, various attempts have been made to design new and more effective  
23 alkalization methods. Moreover, different authors have attempted to elucidate the impact of  
24 alkalization on the physico-chemical, nutritional, functional, microbiological and sensory  
25 characteristics of alkalised cocoa. The aim of this review is to provide a clear guide about not  
26 only the conditions that can be applied to alkalize cocoa, but also the reported effects of  
27 alkalization on the nutritional, functional, microbiological and sensory characteristics of cocoa.  
28 The first part of this review describes different cocoa alkalization systems and how they can be  
29 tuned to induce specific changes in cocoa properties. The second part is a holistic analysis of  
30 the effects of the alkalization process on different cocoa features, performed by emphasising  
31 the biochemistry behind all these transformations.

32

33

34

35

36

37

38

39

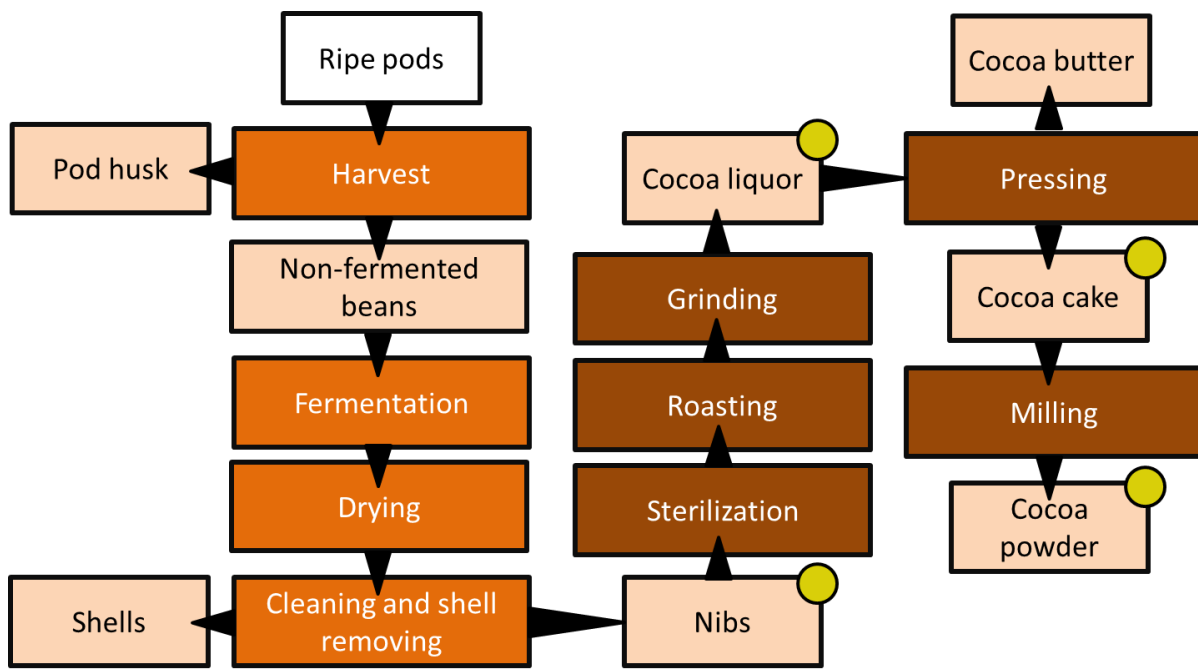
## 40 **1 Introduction**

41 Cocoa is one of the most distributed and well-known products worldwide. The colour and  
42 flavour that it confers to the formulations in which it is included, together with its richness in  
43 functional compounds and demonstrated health benefits, make cocoa a well appreciated food  
44 by consumers, a relevant ingredient for industry and an exceptional research source for  
45 scientists.

46 From the cocoa pods collected from *Theobroma cacao*, different kinds of natural products can  
47 be obtained: nibs, liquor, butter, cake and powder. The word “nib” refers to unshelled and  
48 fermented cocoa seeds, which are the final product of primary cocoa production chain  
49 processing (Figure 1). After obtaining nibs, they are ground to produce a paste called cocoa  
50 liquor, which is employed to produce chocolate, ice cream, bakery products, drinks and  
51 desserts. Apart from this cocoa mass being directly used, it can be pressed and divided into  
52 cake (solid part) and butter (oily part). Cocoa butter is employed, in combination with liquor  
53 and sugar, to produce chocolate, and can also be used in confectionery fillings and different  
54 skin products. This product is introduced into the formulations of an assortment of cosmetic  
55 skin care products, and also, food products like frozen desserts, bakery products, confectionery  
56 coatings, dairy products and instant premixes (Beg, Ahmad, Jan and Bashir, 2017; De Zaan,  
57 2006).

58 In essence, the described cocoa production chain has not changed in the last 150 years, except  
59 for the used equipment that has been renovated and automated to not only improve efficiency,  
60 but to also cut process times (Beg et al., 2017).

61 With the described flow chart, cocoa processing yields natural cocoa powder. This product is  
62 characterised by having a light colour, low solubility, and an acidic, astringent and bitter taste.  
63 To darken its colour, reduce negative sensory characteristics and improve cocoa solubility, an  
64 alkalization step can be incorporated (De Zaan, 2006).



65

66 **Figure 1.** General scheme of natural cocoa powder production. The color of the primary  
 67 process is dark orange, the secondary one is brown, while the different obtained products are  
 68 depicted in light orange. Yellow circles indicate the products that can be alkalized.

69

70 Alkalization, also known as “Dutching”, was a treatment firstly conceived by Coenraad  
 71 Johannes van Houten in the 19<sup>th</sup> century to enhance cocoa powder solubility. However after its  
 72 implementation, industry showed its capacity to modify colour and flavour, and started using  
 73 it with cocoa nibs, liquors and cakes (De Zaan, 2006).

74 Alkalization generally consists of mixing natural cocoa material with an alkali solution, and  
 75 treating this mixture with the combined effects of temperature and pressure. Once a product is  
 76 alkalised, it is no longer considered natural. Then according to its pH, it is classified as dark  
 77 natural (pH 5-6), light (pH 6-7.2), medium (pH 7.2-7.6) or strong alkalised cocoa (pH > 7.6)  
 78 (Miller et al., 2008). As expected, strong alkalised products possess darker colours, lower  
 79 astringent, bitter and acidic notes, and more solubility. In general, natural and light alkalised  
 80 powders are used to prepare chocolates, milk chocolate, ice-creams, instant drink mixes,  
 81 coatings and fillings. Medium and strong alkalised cocoas are used overall in ice-creams,

82 cookies, cakes, coatings and truffles. Finally, black powders are used to prepare products with  
83 specific sensory characteristics, such as Oreo-type biscuits. The selection of specific cocoas to  
84 prepare certain products is important as consumer studies have demonstrated that colour has a  
85 strong impact on perceived flavour (Shankar et al., 2009).

86 Cocoa is so complex, but important, for the food industry that different scientific works have  
87 focused on improving and revealing the effects of different cocoa production chain steps on  
88 the product. In line with this, several authors have reviewed all existing information on a wide  
89 range of topics related to cocoa. Beg et al (2017) focused their work on providing an overview  
90 of the status, supply chain and processing of cocoa. Aprotosoie, Luca and Miron (2016)  
91 described the cocoa production chain, the health effects of cocoa, and how flavour compounds  
92 and precursors are affected by different production chain steps. Saltini, Akkerman and Frosch  
93 (2013) reported how farming practices affect cocoa bean quality. Wollgast and Anklam (2000)  
94 conducted their work about alterations of polyphenols during general chocolate processing,  
95 and the methods used to identify, isolate, purify and quantify polyphenols. Kongor et al (2016)  
96 reviewed the factors influencing the bean flavour profile in cocoa beans. De Vuyst and Weckx  
97 (2016) focused on the microorganisms that participate in fermentation and on the changes that  
98 take place in cocoa beans. The review by Fei et al (2018) showed strategies for valorising cocoa  
99 pod husks and their fractions. Okiyama, Navarro and Rodrigues et al (2017) centred their work  
100 on cocoa shell applications in the food industry. Finally, Quelal et al (2020) proposed a  
101 roadmap to analyse the quality and authenticity of cocoa products and their derivatives by  
102 conventional and alternative analysis methods (2020).

103 Despite a considerable number of reviews dealing with cocoa transformation, no author has  
104 focused on alkalization in detail to date. Hence the present work aims to collect and evaluate  
105 all the information found in the scientific literature about the alkalization process. With this  
106 knowledge, it aims to describe the most widely used technology and parameters by industry

107 for cocoa alkalization, as well as the physico-chemical, nutritional, functional, microbiological  
108 and sensory changes to cocoa caused by Dutching.

109

## 110 **2 Alkalization from a technological point of view**

111 From a technological point of view, alkalization consists of mixing cocoa material with an  
112 alkali solution and treating the mixture with a combination of pressure and temperature. The  
113 process is generally carried out in closed pressurised reactors by a continuous kneading system  
114 (Wissgott, 1988; Trout, 2001; Wiant, William, Lynch and LeFreniere., 1989), although some  
115 authors have described unpressurised versions of this process (Tanaka and Terauchi, 1999;  
116 Ellis, 1990; and Terink and Brandon, 1984). In an attempt to describe all the variables that can  
117 be combined during an alkalization process to develop a cocoa product with specific properties  
118 (colour, flavour, etc.), patents related to alkalization processes were reviewed. After analysing  
119 them all (Table 1), seven treatment variables were identified as the most important ones for  
120 bringing about the desired changes: alkali type and concentration temperature, aeration, water  
121 content, pressure and duration. In this section, the most frequent and most recommended  
122 conditions are presented to gain detailed insight into alkalization processing and its effects.  
123 Novel systems that apply other heating technologies, such as extrusion (Chalin, 1972; Bandi,  
124 Kubicek and Raboud, 1984; and Bauermeister, 1989), can also be found in the literature.  
125 However, as far as we know, their use does not extend to industry.

126 Table 1. Patents related to the alkalization of cocoa samples. The table specifies the procedure followed for the treatment, the conditions (temperature (T), type and alkali concentration, water  
 127 content, pressure (P) and duration (t)) and the characteristics of the final product

Author	Procedure	T (°C)	Alkali (%)	Water content (%)	P (atm)	t (min)	Developed product
<b>Bandi, Kubicek and Raboud, 1984</b>	Vapor injection and pressurized alkalization in a tube	120-130	K <sub>2</sub> CO <sub>3</sub> (6-12%)	-	3-5	0.5-1.2	Alkalized cocoa
<b>Bauermeister, 1989</b>	Extrusion for disagglomerating and alkalizing cocoa	60-90	K <sub>2</sub> CO <sub>3</sub> (0.5-5%)	-	Depends of the cocoa	Depends of the cocoa	Alkalized cocoa
<b>Chalin, 1972</b>	Cooking process, pressurized extrusion and mass granulation	87.77	Different alkalis (3-12%)	25-35	47-75	5	Homogeneous, dark and sterile cocoa with a good suspension capacity
<b>Ellis, 1990</b>	Cocoa cake alkalization in an unpressurized vessel and spray drying. No aeration.	85-87	K <sub>2</sub> CO <sub>3</sub> /NaOH 50:50 (1-6%)	>50	-	30-60	Brown cocoa
<b>Ellis, 1990</b>	Cocoa cake alkalization in an unpressurized vessel with the addition compressed air (1-5 bar/min) and spray drying	74-79	K <sub>2</sub> CO <sub>3</sub> (1-6%)	>50	-	30-60	Red cocoa
<b>Ellis, 1990</b>	Cocoa cake alkalization in an unpressurized vessel with the addition of hydrogen peroxide, compressed air (3.5-5 bar/min) and spray drying	82	NaOH (4-6%)	>50	-	60	Dark red cocoa
<b>Ellis, 1990</b>	Cocoa cake alkalization in an unpressurized vessel with the addition of compressed air (1-3.5 bar/min) and spray drying	88	K <sub>2</sub> CO <sub>3</sub> /NaOH 85:15 (4-6%)	>50	-	60	Black cocoa
<b>Kopp et al., 2010</b>	Nibs alkalization in pressurized and heated mixer with direct steam injection (1) plus aeration (2).	- (1) 85 (2)	NaOH (2.4%) (NaH <sub>4</sub> ) <sub>2</sub> CO <sub>3</sub> (12%)	10-50	2.5 (1) 2 (2)	90 (1) 30 (2)	Dark black cocoa
<b>Kopp et al., 2010</b>	Nibs alkalization in pressurized and heated mixer with direct steam injection (1) plus aeration (2).	- (1) 85 (2)	K <sub>2</sub> CO <sub>3</sub> (2%) NaOH (1.2%) (NaH <sub>4</sub> ) <sub>2</sub> CO <sub>3</sub> (12%)	10-50	2.5 (1) 2 (2)	90 (1) 30 (2)	Dark black cocoa
<b>Kopp et al., 2010</b>	Nibs alkalization in pressurized and heated mixer with direct steam injection (1) plus aeration (2).	124 (1) 85 (2)	K <sub>2</sub> CO <sub>3</sub> (3.2%)	10-50	1.5 (1) 2 (2)	10 (1) 60 (2)	Bright red cocoa



<b>Wiant, Lynch and LeFreniere, 1989</b>	Cocoa cake alkalization in a vessel under pressure	65-100	CaCO <sub>3</sub> , Ca(OH) <sub>2</sub> , NaOH, KOH, KHCO <sub>3</sub> , NaHCO <sub>3</sub> (1-12%)	5-60	5-12	5-60	Dark red cocoa
<b>Wiant, Lynch and LeFreniere, 1989</b>	Cocoa cake alkalization in a vessel under pressure	120-135	CaCO <sub>3</sub> , Ca(OH) <sub>2</sub> , NaOH, KOH, KHCO <sub>3</sub> , NaHCO <sub>3</sub> (1-12%)	5-60	5-12	60-90	Dark black cocoa
<b>Tanaka and Terauchi, 1999</b>	Alkalization of nibs in a vessel with an agitation system	50-100	K <sub>2</sub> CO <sub>3</sub> and Na <sub>2</sub> CO <sub>3</sub> (<2%)	3-10	-	5-30	Cocoa rich in polyphenols and with a traditional taste
<b>Terink and Brandon, 1981</b>	Temperature controlled reactor with a kneading machine, where the water is being replaced until reaching a final pH lower or equivalent to 7.5	65-90	KOH (4.1%)	-	-	240-1140	Dark cocoa without the unpleasant taste of the strong alkalized cocoas
<b>Trout, 2001</b>	Alkalization after fat elimination from liquor or powder in a closed vessel (1) and its drying (2)	110	(NaH <sub>4</sub> ) <sub>2</sub> CO <sub>3</sub> and NaOH	-	-	120-240 (1) 300-360 (2)	Cocoa with improved taste and handling characteristics
<b>Wissgott, 1988</b>	Alkalization in aqueous phase of cocoa liquor in two steps: treatment under pressure in a closed vessel (1) and water evaporation (2)	60-100 (1) 70-120 (2)	K <sub>2</sub> CO <sub>3</sub> (1-3%) (1)	10-50	1-3 (1)	30-240 (1) - (2)	Dark brown-red cocoas
<b>Wissgott, 1988</b>	Alkalization in aqueous phase of non-roasted green cocoa in two steps: treatment under pressure in a closed vessel (1) and water evaporation (2)	60-100 (1) 70-120 (2)	K <sub>2</sub> CO <sub>3</sub> (2-2.5%) (1)	10-100	1-3 (1)	120 (1) - (2)	Brown-red cocoas

128

129

130

131

132

### 133 **2.1 Alkali type and concentration**

134 As we see throughout this review, alkali type and concentration are some of the most important  
135 parameters to exert an effect during alkalization. The alkali media generated by them and their  
136 interactions with different cocoa components lead to the desired colour, flavour and solubility  
137 changes, which are the modifications that alkalization aims to make.

138 Several kinds of alkalis have been reported to be employed during alkalization, namely: NaOH,  
139 Na<sub>2</sub>CO<sub>3</sub>, NaHCO<sub>3</sub>, KOH, K<sub>2</sub>CO<sub>3</sub>, KHCO<sub>3</sub>, (NaH<sub>4</sub>)<sub>2</sub>CO<sub>3</sub>, Ca(OH)<sub>2</sub>, CaCO<sub>3</sub>. All these salts are  
140 included in the Codex Alimentarius as authorised acidic regulator additives, whose maximum  
141 doses are limited by good manufacturing practices (Codex Alimentarius, 1981). Alkalis can be  
142 used alone or combined with others to induce the production of a given colour. Combinations  
143 and concentrations depend on their basicity, the final desired colour to be obtained and the  
144 alkali off-flavour that they confer. In line with all this, with their patent Kopp, Hennen, Seyller  
145 and Brandstetter (2010) provided two examples of obtaining dark black cocoas using different  
146 combinations of alkali. In one example, these authors used 2.4% NaOH and 12% (NaH<sub>4</sub>)<sub>2</sub>CO<sub>3</sub>,  
147 and they replaced half NaOH with 2% K<sub>2</sub>CO<sub>3</sub> in the other example. This replacement did not  
148 affect the final colour, but significantly reduced the alkali off-flavour of cocoa. This example  
149 stresses the importance of combining alkali agents to avoid this negative perception of  
150 alkalinity and to make the desired colour modification. Wiant et al. (1989) showed that  
151 potassium salts are very desirable to gain red powders, while a combination of potassium and  
152 ammonium compounds yields the most intense black colours while preserving a superior  
153 flavour. Besides colour, it is worth mentioning that different combinations of alkali agents,  
154 besides colour, may affect other characteristics (i.e. the solubility and formation of acrylamide),  
155 which must be taken into account when designing a new alkalization process.

156 By bearing this information in mind, it can be generally established that  $K_2CO_3$  and NaOH are  
157 the most widely employed alkali agents during alkalization, although NaOH is reported as as  
158 being that which is best able to darken cocoa (Rodríguez, Pérez and Guzmán, 2009). Due to its  
159 effects,  $K_2CO_3$  is considered the best alkalising salt to produce light and red colours without  
160 spoiling the product's taste, while NaOH (or its combination with ammonium salts) is  
161 recommended to obtain dark colours.

162 Apart from the employed types, their most frequent concentration ranges go from 1% to 6%.  
163 This concentration may vary depending on the nature of the employed alkali, the combination  
164 of alkali agents and the defects induced to taste. Additionally, the alkali concentration might  
165 affect final product properties. For example, baking products can be affected by introducing  
166 certain alkalis due to the leavening effect of the alkalising agent, while the protein  
167 stability of dairy products may reduce given a change in the pH of milk (De Zaan, 2006).

## 168 **2.2 Water content**

169 In general, water within the 10-50% range is added to the alkalization mixture. The importance  
170 of this variable lies in its ability to transport the alkali agent to the colour precursors that will  
171 be oxidised during alkalization. To ensure that alkali is well distributed, the amount of added  
172 water is necessary to wet the cocoa material, but we must remember that adding more water  
173 than necessary entails longer drying times (Wiant et al., 1989). In general, it is difficult to  
174 provide recommendations about the percentage of water that must be added to the alkalization  
175 mixture to confer cocoa powder specific colour characteristics. Thus in order to set a suitable  
176 water content, employing different concentrations of the same alkali and analysing changes in  
177 colour and the drying necessity are recommended to alkalise cocoa.

## 178 **2.3 Temperature**

179 Temperature is another important variable that determines colour and treatment duration.  
180 Generally increasing temperature leads to darker colours and faster reactions. The most

181 frequently used range of temperatures goes from 60°C to 130°C. These temperatures must be  
182 tuned at will to gain cocoas with specific colours as temperature plays a crucial role during  
183 colour development.

184 Lower temperatures are generally needed to produce red cocoas, while higher ones must be  
185 employed to obtain darker ones (Wissgott, 1988; Wiant et al., 1989). For dark black cocoas,  
186 the maximum recommended temperature is 135°C because, despite the fact that high  
187 temperatures will produce very black cocoas, they may adversely impact flavour (Wiant et al,  
188 1989). Indeed Ellis (1992) reported two methods for producing red and dark red cocoas by  
189 treating samples at 74-79°C and 82°C, respectively. This inventor also reported two other  
190 processes for producing brown and black cocoa, in which the material was treated at 85-87°C  
191 and 88°C, respectively. An increasing temperature allows samples to darken, but raising  
192 temperatures too much results in loss of red chromophores and the formation of other colour  
193 compounds. Regarding this change in the coloured compounds' composition profile, another  
194 section explains how alkalization leads to the formation of red chromophores, but also to  
195 agglomeration, which leads brown high-molecular-weight compounds to appear (Germann,  
196 Stark and Hofmann, 2019a).

197 In another work, Wiant et al. (1989) patented two processes to produce dark red and black  
198 cocoa in a pressurised reactor, with differences in aeration, duration and temperature. These  
199 authors treated cocoa at 65-100°C to produce dark red powders and at 120-135°C to obtain dark  
200 black ones. Once again, the requirement to apply milder temperatures to produce red products  
201 is emphasised.

## 202 **2.4 Pressure**

203 Applying pressure is another parameter that can be used to shorten treatment duration. For  
204 example, when comparing the different works that describe a process to produce black cocoa  
205 (Terink and Brandon, 1981; Kopp et al., 2010; Wiant et al., 1989; Ellis, 1990; Chalin, 1972),

206 the traditional system (pressure between 1 and 12 atm) requires a reaction time of between 30  
207 and 120 minutes. During extrusion however, which applies pressure at between 47 and 75 atm,  
208 duration is below 5 minutes. In addition to speeding up the process, pressurisation has been  
209 associated with cocoa red coloration intensity (Wissgott, 1988). This effect on colour may be  
210 related to the ability of pressure to avoid the degradation or agglomeration of coloured  
211 compounds. By way of example, Wang et al (2012) studied the effect of high hydrostatic  
212 pressure on spinach purée and observed better colour preservation after applying pressure than  
213 after conventional treatment. They related colour preservation to protect pigments and to  
214 reduce browning reactions.

## 215 **2.5 Treatment duration**

216 Regarding treatment duration, Wiant et al. (1989) recommended that general exposure lasted  
217 between 5 and 180 minutes, and specified duration to range from 60 to 180 minutes for black  
218 products. So it is worth underlining the importance of treatment duration in relation to colour  
219 generation and the appearance of off-flavours. As stated in Section 2.3 about temperature,  
220 temperatures higher than those recommended can mean loss of red chromophores and the  
221 appearance of undesired off-flavours. These same defects can happen if exposure lasts longer  
222 than the recommended times.

## 223 **2.6 Aeration**

224 Dutching is based on the oxidative reactions that take place in basic media and contribute to  
225 colour formation. During these chemical reactions, injecting oxygen is necessary, which is why  
226 aeration is crucial for changes in cocoa colour to take place. Specifically, greater aerations have  
227 been reported as being necessary for producing red cocoas rather than obtaining black ones  
228 (Ellis, 1992; Kopp et al., 2010; Wiant et al., 1989; Kopp et al., 2010; Trout, 2001).

229 One example of the importance of aeration is that described by Ellis (1992), whose followed a  
230 method to produce brown, red, dark red and black cocoas by adding compressed air during

231 treatment. The aeration injected by the inventor during the process increased from brown  
232 powders (no aeration needed) to dark red cocoa, which exhibited the greatest need. Ellis (1992)  
233 applied between 0, 1-3.5, 1-5 and 3.5-5 bar/min of air to produce brown, black, red and dark  
234 red cocoa, respectively.

235 Apart from increasing the amount of added air, other authors have extended treatment duration.  
236 One example of such is Kopp et al (2010), who applied air injection for 30 minutes to produce  
237 a dark back cocoa powder, while applying the same injection for 60 minutes to obtain a bright  
238 red one. Other inventors (Ellis, 1992) have applied hydrogen peroxide as an oxidiser to enhance  
239 the change in cocoa colour from light brown to red, which consequently reduced treatment  
240 duration.

241 In general, the preferred air flow varies from 0 to 5 bar/min, depending on the final desired  
242 product colour.

## 243 **2.7 Summary**

244 It is generally established that the most widely employed and recommended conditions are:  
245 temperatures from 60°C to 130°C; pressure between 1 and 12 atm; alkali concentrations of 1-  
246 6%; water contents between 10% and 50%; aeration rates from 0 to 5 bar/min. The most widely  
247 used alkalis are  $K_2CO_3$  and NaOH, which can be used alone or combined with others to produce  
248 different cocoa colours. Aeration and temperature also play a key role in cocoa colour formation  
249 and must be properly controlled to produce correct tonalities. Finally, treatment duration  
250 markedly differs between works because it depends on technology, other conditions and  
251 pursued objectives. One general recommendation of traditional treatment is that exposure time  
252 lasts between 5 and 180 minutes. Bearing this information in mind, Table 2 indicates general  
253 guidelines to produce two of the most desired alkalis cocoa powders: red and black. These  
254 conditions may vary according to the origin of cocoa and, overall, to alkalis plant facilities.

255

256 Table 2. Recommended conditions for the production of red and black powders.

	Red powder	Black powder
Alkali (Type - Kg/100Kg)	$K_2CO_3$ – 3%	NaOH + $(NH_4)OH$ – 6%
Water (Kg/100Kg)	10-50	10-50
Temperature (°C)	60-100	90-130
Pressure (atm)	+++ (i.e. 10)	+ (i.e. 5)
Duration (min)	>10	>60
Aeration (bar/min)	+++ (i.e. 5)	+ (i.e. 3)

257  
258

259

### 260 **3 Desired changes induced by alkalization in cocoa products**

261 Before this section, the most widespread technology and treatment conditions to alkalise cocoa  
262 are reviewed. They all have three main missions: improve the solubility of powder, darken  
263 cocoa colour and modify the product's flavour profile.

#### 264 **3.1 Solubility**

265 One of the main problems of incorporating cocoa powders into the formulations of different  
266 food products, such as milk beverages, is solubility. If it is low, it consequently leads to floc  
267 formation, layer creation and sedimentation (Holkar, Jadhav and Pinjari, 2019).

268 Different strategies have been implemented in industry to correct cocoa-related solubility  
269 issues; e.g., using different stabilisers and emulsifiers. Another approach is to reduce the  
270 proportion of cocoa powder included in formulations. To do so however, a material richer in  
271 soluble components must be produced in advance (Holkar et al., 2019).

272 To increase cocoa powder solubility, in the 19<sup>th</sup> century Coenraad Johannes van Houten  
273 developed a method known as alkalization (De Zaan, 2006). The improvement in solubility  
274 produced by this technique is undeniable, but no study has been found that has attempted to  
275 unveil the chemical changes responsible for this change.

276 Regarding cocoa solubility, cell structures of this material are characterised by being insoluble  
277 and difficult to discompose. In the cocoa production chain, especially after roasting, cocoa  
278 proteins and polyphenols are linked to these structures, which makes them thicker and more  
279 resistant to degradation. Releasing these compounds and destroying these complexes are  
280 essential objectives to increase powder solubility (Holkar et al., 2019).

281 Some authors have reported NaOH, one of the most widely employed alkalis in alkalization,  
282 to break ester links and to hydrolyse cell walls in other matrices. These effects, combined with  
283 other alkalization conditions (temperature, pressure, etc.), along with reducing fat content, can




284 be responsible for the increased solubility caused by Dutching (Domínguez-Rodríguez, Marina  
285 and Plaza, 2017). In line with alkali type, the application of high temperatures, pressures, alkali  
286 concentrations and water contents during alkalization will induce a more marked increase in  
287 solubility through the destabilisation and destruction of different complexes and cell structures.

### 288 **3.2 Colour**

289 Cocoa colour is one of the most appreciated characteristics of a cocoa product (liquor or  
290 powder) given the current trend to restrict using artificial colours in food preparations. During  
291 fermentation, cocoa beans pass from a slaty colour (unfermented), to violet (partly fermented)  
292 and brown (totally fermented). This colour is maintained in nibs, liquor, cake and powder. In  
293 this way, the powders obtained from well fermented cocoa beans present a light brown colour  
294 (see Fig. 2a). As mentioned earlier, the typical natural cocoa colour can be transformed during  
295 alkalization by the combined effect of alkali agents, water content, aeration, temperature, time  
296 and pressure to yield a cocoa colour that goes from light to dark, and with red or black hues  
297 (see Figs. 2b to 2e), depending on operational conditions (see Table 2).

298 In order to understand the contribution of each processing variable to colour development,  
299 Rodríguez, Pérez and Guzmán (2009) studied the effect of three alkali types (sodium  
300 bicarbonate, sodium carbonate, sodium hydroxide) at three concentrations (1, 2, 3 g/100g of  
301 liquor) on the colour of a final liquor made with beans from Venezuela. These authors found  
302 that all the salts lowered the three colour coordinates, and that reduction was more severe at  
303 the highest alkali percentage (3 g/100g). Regarding alkali type,  $\text{NaHCO}_3$  and  $\text{NaOH}$  were the  
304 alkalis to show the most marked reduction in the  $L^*$  coordinate, which went from ca. 40 (natural  
305 cocoa) to ca. 27. In terms of  $C^*$  and  $h^*$  coordinates,  $\text{NaOH}$  was the salt that contributed the  
306 most colour change, with values changing from ca. 11 and 12 to ca. 7 in the  $C^*$  and  $h^*$  values,  
307 respectively.



308

309 **Figure 2.** Cocoa powders submitted to different alkalization levels. a) natural; b) light  
310 alkalized, c) medium alkalized with reddish hue; d) strong alkalized; e) black powder.

311

312 Regarding the assessment of how colour develops, Li et al. (2013) studied the evolution of  
313 different colorimetric fractions of cocoa submitted to several alkalization levels. These authors  
314 realised that cocoa powder became darker with increased pressure, alkali concentration or  
315 reaction time. These colour transformations were associated with, on the one hand, the  
316 formation of polymers as a result of sugar degradation (caramelisations) and, on the other hand,  
317 with reactions between amino compounds and carbohydrates (Maillard reactions). The authors  
318 also observed that, in agreement with studies on caramelisation and Maillard reaction kinetics  
319 in model systems, which evidenced how the brown colour development of sugar and amino  
320 acid rich products (e.g. cocoa) intensified at high temperature (100°C and above) and basic pH  
321 (> pH 8) (Ajandouz et al., 2001; Lan et al., 2010), these transformations intensified with  
322 increases in pH and temperature values.

323 Li and coworkers (2013) observed that in addition to Maillard reactions, dark colours were  
324 produced by a combination of anthocyanins and sugar. To reach this conclusion, the authors  
325 followed the evolution of anthocyanin absorbance (525 nm) and total colour difference ( $\Delta E$ ).  
326 As expected, with alkali (NaOH) concentrations increasing from 1% to 3%, the absorbance

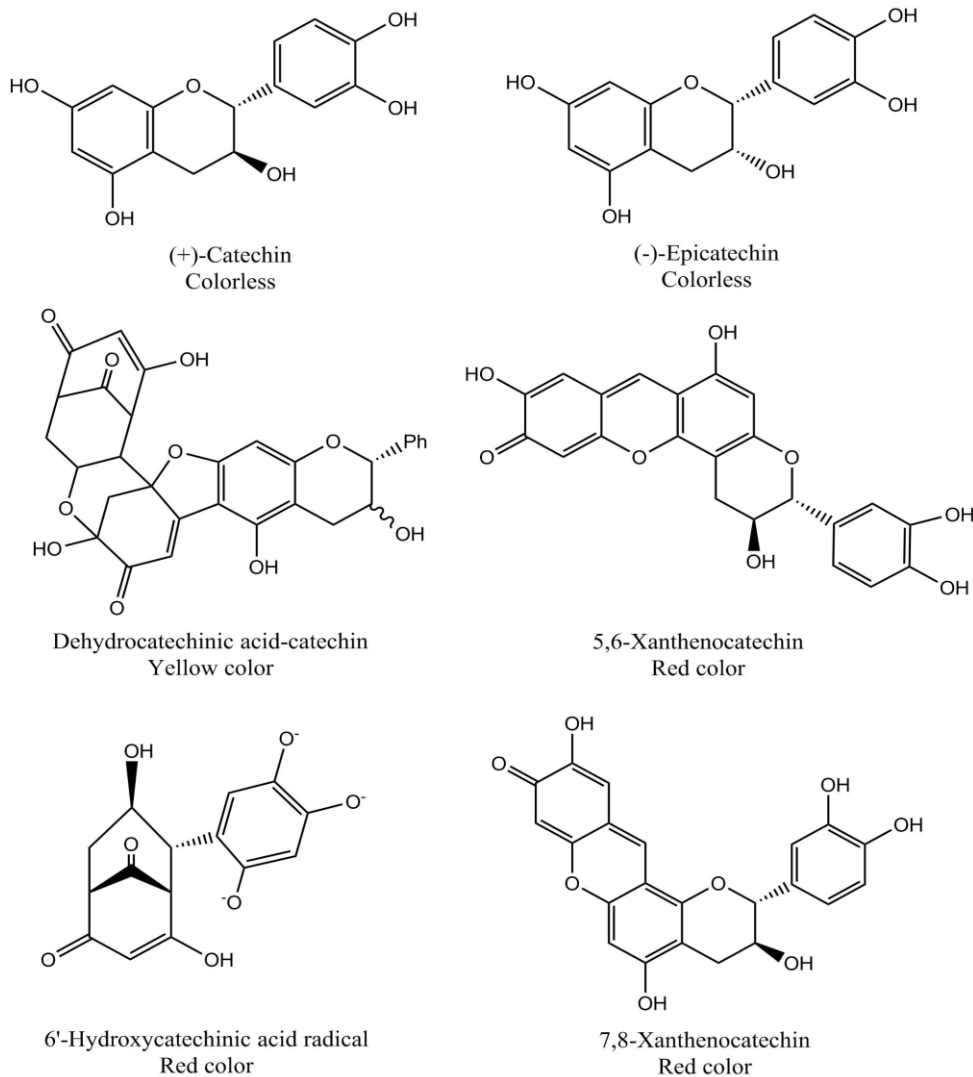
327 value at 525 nm lowered at the same time as  $\Delta E$  increased, which suggests that darker cocoa  
328 powder contains less anthocyanin.

329 The characteristic colour of alkalised cocoa has been associated with the enzymatic activity of  
330 polyphenol oxidase (Rodríguez, Pérez and Guzmán, 2009). This enzyme, whose activity is  
331 optimal at pH 8, acts by oxidising polyphenolic compounds from cacao to produce  
332 melanoidines (brown-coloured pigments), and thus degrades and reduces polyphenolic  
333 substances (Biehl, 1986; Razzaque et al., 2000) As pH increases, phenolic compounds develop  
334 a reddish-brown to black colour. The higher the pH, the darker cocoa should be.

335 More recently, Germann et al. (2019a) studied the generation of chromophores from major  
336 polyphenols in cocoa (catechin and epicatechin). They based their work on the premise that  
337 changes in polyphenols in alkaline media may be responsible for part of cocoa's colour (Stark  
338 and Hofmann, 2006; Totlani and Peterson, 2005, 2007; Germann et al., 2019a, 2019b).  
339 Germann et al. (2019a) discovered that oxidation and chemical rearrangements transformed  
340 catechin and epicatechin into catechinic acid, which is an intermediate product of the chemical  
341 route to form different red and yellow chromophores. These authors also reported an increase  
342 in the high-molecular-weight products that exhibited a reddish-brown colour, which they  
343 assumed were the major contributors of cocoa darkening. None of the aforementioned  
344 molecules has been found in non-alkalised cocoas.

345 In a second work about the characterisation of unpolar chromophores deriving from catechin  
346 and epicatechin, Germann et al. (2019b) found that xanthenocatechins and xantheno-derived  
347 chromophores, a newly detected group of compounds, contributed to the red colour of alkalised  
348 cocoa. Figure 3 shows the chemical structures of colour precursors (catechin and epicatechin),  
349 and yellow and red molecules formed through different alkalization routes during cocoa  
350 alkalization.

351



352

353 **Figure 3.** Examples of catechin and epicatechin-derived chromophores generated during  
 354 alkalization.

355

356 In summary, colour changes occur by several chemical reactions, which are enhanced by the  
 357 alkaline media generated by alkali agents, fed by oxygen from injected air, accelerated by  
 358 temperature and facilitated by pressure. The formation of Maillard reaction products, the  
 359 oxidation and polymerisation of polyphenols, their interactions with other molecules, and  
 360 sporadic polyphenol oxidase activity, which works more efficiently under basic conditions, are  
 361 some examples of the reactions that take place during alkalization and lead to visual colour  
 362 changes.

### 363 3.3 Flavour

364 Along with colour, the characteristic cocoa flavour, which is a combination of taste and aroma,  
365 is one of its main hallmarks. Cocoa flavour originally depends on the cocoa genotype, farming  
366 conditions and environment factors, but is considerably modified by different post-harvesting  
367 operations (e.g. alkalization).

368 The basic taste sensations of cocoa are acidity, bitterness and astringency. As for taste  
369 sensation, it is well-known that citric, lactic acid, oxalic and succinic acid are major  
370 contributors to acidity in well-fermented natural cocoa. However, defects in cocoa fermentation  
371 can markedly increase acetic acid, which strongly impacts perceived cocoa acidity (Baigrie,  
372 1994). During alkalization, acids are totally or partially neutralised and, thus, both their content  
373 and acidity perception lower in samples. Specifically in a study carried out by Li and coworkers  
374 (2012), the authors found that acids went from representing 60% of the volatile fraction to one  
375 below 30% after the alkalization process.

376 Cocoa bitterness is associated mainly with the presence of methylxanthines caffeine and  
377 theobromine, as well as diketopiperazines (formed by the thermal decomposition of proteins  
378 during cocoa roasting and alkalization), and monomeric and oligomeric flavan-3-ols (Baigrie,  
379 1994; Stark & Hofmann, 2006). Catechin and epicatechin, and their epimerisation,  
380 isomerisation and non-enzymatic glycosylation modifications during alkalization, can affect  
381 sensory perception. In a study by Stark and Hofmann, (2006), they identified different  
382 glycosylated flavanols generated by alkalization, and also discovered that this modification  
383 eliminated the associated bitterness. It produced a velvety mouth-coating feeling and changed  
384 astringency from being puckering to smooth. Glycosylation also lowered the detection  
385 threshold of the astringency of modified molecules. For example, (-)-epicatechin and (-)-  
386 catechin have a threshold of 600 and 1,000  $\mu\text{mol/L}$ , respectively, while those of their flavan-  
387 3-ol-3-glycosides range from 1.1 to 99.5  $\mu\text{mol/L}$ . These authors also found that incorporating

388 sugar into the structure had a significant effect on astringency depending on the position and  
389 type of sugar. Besides glycosylation, flavan-3-ols can also be modified by their interaction with  
390 Maillard reaction products (Totlani and Peterson, 2005, 2007). In order to establish whether  
391 these modifications can be associated with the generation of compounds capable of modulating  
392 the bitterness of cocoa, Zhang et al. (2014) evaluated the formation of Maillard-catechin  
393 interaction products. To do so, they simulated simple Maillard reactions by mixing a reducing  
394 sugar (glucose, galactose or xylose), glycine and catechin under specific conditions. These  
395 researchers identified different Maillard-catechin interaction products that formed during  
396 simulations and evaluated if they were able to modulate the bitterness of caffeine. The results  
397 showed that of all the modified catechins, one was able to significantly reduce the bitterness  
398 generated by caffeine. This finding stresses that bitterness is not only related to bitter  
399 compounds, but also to the compounds capable of modulating it.

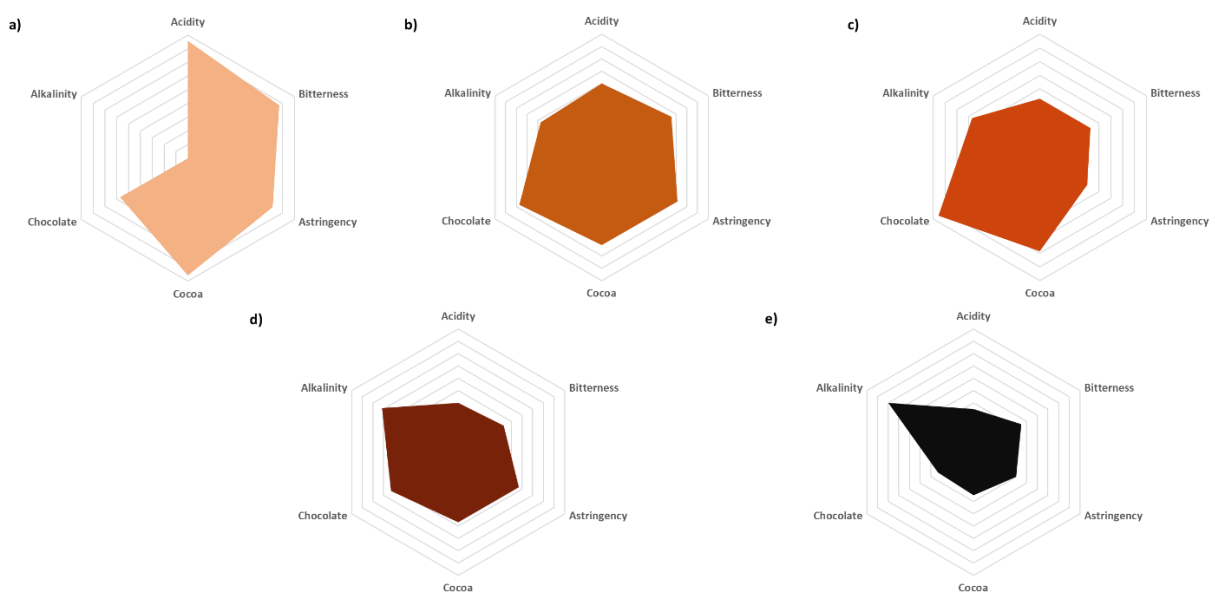
400 Concerning astringency, polyphenols such as phenolic acids, flavonol glycosides,  
401 anthocyanins, catechins and procyanidins, are mainly responsible for this mouth feeling  
402 (Baigrie, 1994). As indicated in-depth in Section 4.5, polyphenols are considerably affected  
403 during cocoa alkalization because alkalisated cocoas tend to be less astringent than natural ones.  
404 Besides acidity, bitterness and astringency, cocoa specific flavour lies in the volatile or aroma  
405 faction, which is primarily detected by nasal receptors than by oral taste buds. The specific  
406 cocoa aroma arises from complex biochemical and chemical reactions that take place during  
407 the postharvest processing of raw beans, and are caused by many influences of the cocoa  
408 genotype, chemical make-up of raw seeds, environmental conditions, farming practices,  
409 processing and manufacturing stages (roasting and alkalization) (Baigrie, 1994). In recent  
410 decades, the different authors have attempted to describe all the chemical compounds that  
411 contribute to the cocoa aroma profile, with more than 600 identified volatiles (Ziegler 2009).  
412 As previously mentioned, they include several chemical classes that provide some sensory

413 perceptions; such as aldehydes (i.e. vanillin, chocolate, (sweet) vanilla), ketones (i.e. 2-  
414 pentanone -fruity), esters (ethyl acetate; fruity), alcohols (i.e. 1-propanol – sweet chocolate),  
415 acids (i.e. 2-methylpropionic acid; floral), terpenoids (i.e. geraniol; floral, fruity), nitriles (i.e.  
416 benzonitrile; nutty), pyrazines (2,5-dimethylpyrazine, sweet chocolate; nutty), furans (i.e. 5-  
417 methyl-2-furfural, sweet chocolate), lactones (i.e.  $\delta$ -octenolactone; nutty), pyrroles (i.e.  
418 pyrrole; nutty) and diketopiperazines (cyclo (-Pro-Gly) - cyclo (-Pro-Gly)) (Bonvehí and Coll,  
419 2000; Aprotosoai et al., 2016; Borthwick and Costa, 2017).

420 How these compounds are modified during alkalization has rarely been studied. Nevertheless,  
421 a study by Li et al. (2012), in which the authors followed the evolution of 80 compounds in  
422 different alkalization stages, stated that some flavour compounds in the cocoa mass  
423 disappeared, while some appeared. Some new chemical structures include nonanal, ethanol, 2-  
424 propanol,1-methoxy-, and 2(s)-acetoxysuccinic anhydride. Most of these compounds stem  
425 from Strecker degradation, which is a minor pathway of the Maillard reaction of amino acids,  
426 and demonstrates the importance of Maillard reactions in flavour changes during alkalization  
427 (Cremer and Eichner, 2000).

428 Both the fractions that contribute to cocoa flavour, i.e., non-volatile (proteins, carbohydrates,  
429 alkaloids, methylxanthines and polyphenols) and volatile (alcohols and phenols, carboxylic  
430 acids, aldehydes, ketones, esters, amines, amides, nitriles, lactones, terpenoids, furans,  
431 furanones, pyrans, pyrones, pyrroles and pyrazines), are markedly transformed during cocoa  
432 alkalization. By bearing all these chemical transformations in mind, we can easily understand  
433 that, via the degradation and modification of the aforementioned compounds, alkalization has  
434 been reported to positively reduce the bitter, acidic and astringent tastes of natural cocoa and  
435 to generate new chemical structures to confer chocolate notes. Although it is true that new or  
436 derived compounds with bitter and astringent tastes can be formed or released from the matrix  
437 as a result of treatment, a reduction in the aforementioned tastes is generally perceived. It can

438 be stated that: natural (non-alkalised powders) are acid and exhibit cocoa notes; light alkalised  
439 powders are mild and exhibit cocoa notes with mild alkali undertones; red powders exhibit  
440 moderate to strong alkali notes; strongly alkalised powders with brown dark products exhibit  
441 from milky to moderate alkali notes; black powders are characterised by an intensely unique  
442 alkali flavour (Dyer, 2003) provoked by the harsh treatment described in previous sections.  
443 Figure 4 graphically summarises flavour transformations, and illustrates the main flavour  
444 changes among a natural, a medium and a strong alkalised cocoa.



445

446

447 **Figure 4.** Sensory profile of cocoa powders submitted to different alkalization levels. a)  
448 natural; b) light alkalized, c) medium alkalized with reddish hue; d) strong alkalized; e) black  
449 powder.

450



#### 451 **4. Composition and chemical changes produced in cocoa by alkalization**

452 Cocoa powder is known for being a nutritive ingredient with high diverse functional content.  
453 Although composition depends not only on the bean's origin, but also on the way that cocoa is  
454 treated, natural cocoa powder composition can be decomposed into complex carbohydrates  
455 (58%), proteins (20%) and fats (11%) that are its main constituents (Martín and Ramos, 2017).  
456 Cocoa powder also contains polyphenols, mainly flavanols (catechin, epicatechin and  
457 procyanidins (B1 and B2)), but also other families like flavonols (quercetin, isoquercetin),  
458 flavones (luteolin, apigenin), flavanones (naringenin), anthocyanins and phenolic acids,  
459 methylxanthines (theobromine, theophylline and caffeine), and a wide range of minerals  
460 (potassium, sodium, calcium, magnesium, phosphorus, chloride, iron, zinc, copper) and  
461 vitamins (retinol, thiamine, riboflavin, niacin, ascorbic acid, tocopherol and pantothenic acid).  
462 Cocoa also contains all the essential (isoleucine, leucine, lysine, methionine, phenylalanine,  
463 threonine, tryptophan, valine, arginine and histidine) and non-essential (cysteine, tyrosine,  
464 alanine, aspartic acid, glutamic acid, glycine, proline and serine) amino acids (Martín and  
465 Ramos, 2017; Maleyki and Ismail, 2010; Tomas-Barberán et al., 2007; De Zaan cocoa, 2006;  
466 Holkar et al., 2019).

467 During natural powder alkalization, numerous complicated chemical reactions take place and  
468 are responsible for not only colour and flavour development, but also improved solubility. The  
469 same chemical reactions can produce desirable or undesirable changes in the nutritional,  
470 functional and microbiological characteristics of cocoa. Tables 3 and 4 briefly present the  
471 reported modifications to the nutritional, functional, microbiological and sensory features that  
472 may occur during cocoa alkalization.

473

474

#### 475 **4.1 Carbohydrates**

476 One of the macromolecules whose evolution has been studied during alkalization is  
477 carbohydrates. Adeyeye (2016) compared the content of this group of compounds between  
478 non-alkalised and alkalised cocoa powders to find that total carbohydrate content did not  
479 change.

480 However, a detailed analysis of single molecules confirmed that the carbohydrate profile  
481 changed. Rodríguez, Pérez and Guzmán (2009) evaluated the effect of three different alkali  
482 agents at three concentrations on the amount of reducing sugars. These researchers found a  
483 reduction of more than 80% in sugars with NaOH and NaHCO<sub>3</sub>, but observed no change with  
484 Na<sub>2</sub>CO<sub>3</sub>. Li et al (2012) studied changes in fructose in cocoa powder during alkalization. They  
485 found that this sugar sharply dropped during Dutching, which indicates that it can be the main  
486 sugar to interact with amino acids during Maillard reactions. Taş and Gökmen (2016) analysed  
487 the concentration of reducing sugars (sucrose, glucose and fructose). They did not observe any  
488 significant reduction in glucose and fructose, but noted a significant drop in sucrose content,  
489 which they associated with dipping cocoa beans in alkaline solution.

#### 490 **4.2 Proteins, peptides, amino acids and Maillard reaction products**

491 Due to the temperature, enzymes and the media generated by alkali during alkalization, proteins  
492 are degraded by deamination and oxidation reactions (Rodríguez, Pérez and Guzmán, 2009;  
493 Oduns and Longe, 1998; Méndez-Albores, Campos-Aguilar, Moreno-Martínez, and Vázquez-  
494 Durán, 2013). Rodríguez, Pérez and Guzmán (2009) observed a reduction in crude protein due  
495 to thermal processing. Of all the tested alkalis, NaOH was the most aggressive one for proteins  
496 and led to a 12% loss.

497 Other authors have studied the degradation of proteins and observed a 45.5% reduction after  
498 alkalising with an equivalent cocoa pod ash concentration to 50 g/kg of NaOH (Oduns and  
499 Longe, 1998). In agreement with these authors, Adeyeye (2016) reported a diminished protein  
500 content of 55%. Méndez-Albores et al (2013) studied the effects of alkalization on the crude

501 protein content of cocoa liquors and detected a 3.5% reduction in this parameter. These results  
502 all differ from those reported by Rodríguez, Pérez and Guzmán (2009).

503 To explain all the previous differences in protein content, comparisons were made of the  
504 protein estimation methodology, alkalization treatments and the conditions employed by  
505 different authors. The main differences found in these works seemed to be based on the  
506 employed conditions. Adeyeye (2016) did not define the alkalization process, while Oduns and  
507 Longe (1998) alkalisied cocoa at room temperature with up to 50g/kg of cocoa-pod ash, the  
508 equivalent to NaOH for 6 h. Long duration and a high alkali concentration could explain the  
509 marked losses observed by these authors compared to the less marked losses reported by  
510 Méndez-Albores et al (2013) and Rodríguez, Pérez and Guzmán (2009). Both these works  
511 alkalisied cocoa liquors under similar conditions, but with different cocoa:water proportions.  
512 Méndez-Albores et al (2013) used a proportion 1:2 and Rodríguez, Pérez and Guzmán (2009)  
513 applied 1:4. The higher water content employed by Rodríguez's group could explain why they  
514 observed a more marked degradation (12%) than that of Méndez-Albores' group (3.5%).

515 With peptides, several authors have reported the generation of bioactive peptides with  
516 antioxidant activity and inhibitory capacities via the induction of endogenous cocoa bean  
517 enzymes. Bioactive peptides are amino acid chains that remain inactive while they form part  
518 of their mother protein, but exhibit a functional activity when released (Sarmadi et al., 2012;  
519 Sarmadi, Ismail and Hamid, 2011). Although changes in the peptide profile and its associated  
520 functional activities have not being studied in relation to cocoa alkalization, the reported  
521 reduction in protein content brought about by treatment might lead to the formation of such  
522 peptides, and also to the consequent increase in cocoa functionality.

523 In addition to bioactive peptides, other structures have been documented to form during cocoa  
524 processing: diketopiperazines. These compounds are cyclic dipeptides that have been partially  
525 associated with the bitter taste of cocoa, and also with different functional effects

526 (Andruszkiewicz D'Souza, Altun, Corno, and Kuhnert, 2019). Although these molecules have  
527 not been studied during alkalization, they might form as a result of treatment, and may  
528 contribute to the flavour and functional effects of cocoa.

529 Apart from proteins and peptides, other researchers have studied the evolution of amino acids  
530 during alkalization (Taş and Gökmen, 2016; Li et al., 2012). These compounds, together with  
531 sugars, are consumed in Maillard reactions, and are specific precursors of cocoa aroma  
532 formation. Taş and Gökmen (2016) analysed lysine concentration during the Dutching of beans  
533 and reported no reduction. Li et al (2012) studied changes taking place during alkalization in  
534 all free amino acids. They observed that most were dramatically degraded and these losses  
535 were more substantial when glucose was added. This indicates that amino acids are lost through  
536 their participation in Maillard reactions, oxidative deamination, and by the interaction of  
537 peptides and polyphenols.

538 The aforementioned works report contradictory results as regards losses of amino acids and  
539 sugars. This contradiction can be associated with the different employed raw materials and  
540 alkalising methods. Li et al observed a significant degradation for lysine and fructose, while  
541 Taş and Gökmen did not notice any change. Li's group alkalisied 25 g of cocoa powder using  
542 20 mL of NaOH solution to treat the mixture with different pressures (from 0.02 to 0.1 MPa),  
543 alkali concentrations (from 1% to 3% NaOH) and treatment durations (from 20 to 30 minutes),  
544 which they chose in accordance with the desired degree of alkalization. Taş's group alkalisied  
545 160 g of cocoa beans with 7.5% Na<sub>2</sub>CO<sub>3</sub> for 30 minutes. The differences in raw material,  
546 alkalization agent and alkalising method between both works apparently explain their  
547 contradictory conclusions.

548 Furthermore, the two previous groups followed different methods to determine amino acid  
549 content. Li et al (2012) measured amino acids content using HPLC equipment and measured  
550 at 338 nm. Taş and Gökmen (2016) carried out acid hydrolysis with the sample before

551 analysing lysine content in a UPLC system coupled to a TQ detector. Acidification, degradation  
552 of proteins and the consequent release of amino acids, particularly lysine, could explain why  
553 no reduction in this compound was reported by Taş and Gökmen (2016).  
554 Products of Maillard reactions are molecules formed by the interaction of amino acids and  
555 sugars that contribute to major cocoa sensory characteristics, i.e. flavour, taste and colour.  
556 Despite their desired effects, these compounds have been reported to be mutagenic, cytotoxic  
557 and carcinogenic. On the formation of Maillard reaction products, Taş and Gökmen (2016)  
558 studied the effect of alkalidation (cocoa beans treated with an alkaline solution of 7.5% Na<sub>2</sub>CO<sub>3</sub>  
559 for 30 min) on the generation of these compounds. For this purpose, they monitored changes  
560 in the concentration of  $\alpha$ -Dicarbonyls (3-deoxyglucosone, glucosone, glyoxal, methylglyoxal,  
561 diacetyl and 5-hydroxymethylfurfural) before and after alkalization by HPLC-ESI-MS. In their  
562 research, the authors found that alkaline treatment favoured sugar degradation and the  
563 formation of Maillard reaction products ( $\alpha$ -dicarbonyl compounds), which could have a  
564 positive impact on cocoa taste, colour and flavour, but could also have a negative toxic impact.  
565 This increase in the previous Maillard reaction products could be associated with an increment  
566 in the oxidation of glucose and Amadori products, and also with the fragmentation of  
567 deoxyosones (Gobert and Glomb, 2009), reactions that alkalization increases.

#### 568 **4.3 Fat**

569 Total fat content has been reported to be modified by alkalization. The interaction between the  
570 alkali agent and triglycerides leads to the hydrolysis and saponification of these compounds,  
571 and also to the formation of salts (Oduns and Longe, 1998; Adeyeye, 2016; Méndez-Albores  
572 et al., 2013). Excess alkali has been indicated to produce a soapy flavour through its interaction  
573 with fatty acids, which leads to their hydrolysis and saponification.  
574 Rodríguez, Pérez and Guzmán (2009) observed a 16% decrease in total fat, but did not detect  
575 any soapy flavour in their samples. In line with them, Méndez-Albores et al (2013) also

576 detected a 16% reduction of the crude fat content in the cocoa liquors alkalisied with different  
577 alkalis.

578 Another author who studied the effects of alkalization on the fat content of cocoa was Adeyeye  
579 (2016), who reported a 66% loss and a 65.9% loss in crude fat and in fatty acid content,  
580 respectively. These losses were significantly more marked than those reported by Rodríguez,  
581 Pérez and Guzmán (2009) and Méndez-Albores, De Jesús-Flores, Castañeda-Roldan,  
582 Arámbula-Villa and Moreno-Martínez et al (2004).

583 The differences in fat content found by the above-cited researchers can be explained by the  
584 employed raw material. Rodríguez and Méndez-Albores' teams alkalisied cocoa liquor (fat  
585 content  $\approx$ 50%) and Adeyeye (2016) treated cocoa cake (fat content  $\approx$ 10%). Cocoa cake has a  
586 lower fat content than liquor, because it is obtained after pressing liquor and partly removing  
587 fat.

588 In general, all the researchers agree that alkalization induces the hydrolysis of triglycerides and  
589 saponification of fatty acids. These degradation reactions may be taken into account during  
590 alkalization because, as documented, excess alkali concentrations lead to a soapy flavour  
591 developing in cocoa, which is certainly undesirable. These studies evidence that cocoa should  
592 be alkalisied in the form of cake or powder to preserve cocoa's fat quality.

#### 593 **4.4 Minerals**

594 Some authors have also studied changes in the mineral content produced by alkalization. It is  
595 generally assumed that some minerals increase during alkalization given the mineral  
596 contribution of the employed alkali.

597 Accordingly, Adeyeye (2016) analysed the mineral content of cocoa powders alkalisied in a  
598 factory, and did not found any significant increase in mineral content. Sodium slightly  
599 increased in alkalisied samples *versus* non-alkalisied ones, which may be due to NaOH being  
600 used as an alkali agent.

601 In a different approach, Oduns and Longe (1998) studied the effect of alkalization on minerals  
602 (calcium, phosphorus, potassium, magnesium, sodium, copper, zinc, manganese and iron).  
603 These authors alkalisied samples with a growing cocoa pod ash concentration that was the  
604 equivalent to a given NaOH concentration. Except for sodium and copper, the alkali agent and  
605 its different concentrations increased mineral content.

606 The increments in mineral content reported by Oduns and Longue can be related to the  
607 composition of the cocoa pod ash that they used for alkalization. Their work did not show any  
608 mineral content data about cocoa pod ash, which means that the observed increases in minerals  
609 could stem from this material.

610 In general, and as previously mentioned, alkalization increases the content of some minerals  
611 and, consequently, ash content. By way of example, Rodríguez, Pérez and Guzmán (2009)  
612 observed that ashes increased up to 113% with 30 g of NaOH/kg. In the work by Oduns and  
613 Longue (1998), a 34% increase took place with 50 g of NaOH equivalent/kg, while Rodríguez,  
614 Pérez and Guzmán (2009) noted a 3-fold higher increase with only 30 g of NaOH/kg. The  
615 difference in ash content between both these works might be related to the alkalising agent  
616 employed by Oduns and Longue (1998), whose concentration was not indicated.

#### 617 **4.5 Polyphenols**

618 Polyphenols are secondary plant metabolites that play a relevant role in their defence against  
619 pathogenic diseases and infections, and also in their different maturation processes. More than  
620 8,000 compounds have been identified in plants and divided into different groups according to  
621 their number of phenol rings and substitutions. The main groups of polyphenols include  
622 phenolic acids, flavonoids, stilbenes and lignans (Singh, Kesharwani and Keservani, 2017).

623 In dry cocoa beans, polyphenols, composed mainly of flavanols, represent approximately 10-  
624 15% of dry bean weight, which means that cocoa is the food with the highest flavanol content

625 based on its dry weight (Martín, Goya and Ramos, 2013; Martín and Ramos, 2017; Aprotosoiaie  
626 et al., 2016).

627 Of all the different types of polyphenols that exist in cocoa, three main groups appear: flavanols  
628 (catechin, epicatechin, gallic catechin, etc.), anthocyanins (leucoanthocyanins, cyanidins, etc.)  
629 and proanthocyanins (dimers, trimers and other polymers of flavan-3-ols). Apart from these  
630 groups, other compounds like flavones (apigenin, luteolin, kaempferol, etc.) and phenolic acids  
631 (caffeic acid, chlorogenic acid, etc.) can be found at low concentrations in cocoa (Aprotosoiaie  
632 et al., 2016).

633 According to their structures and chemical modifications, and as seen later in this section,  
634 polyphenols are reported to exhibit different sensory and functional characteristics. For  
635 example, they have been identified as pigments, astringent and bitter compounds, and  
636 molecules able to modulate flavour, among others (El Gharra, 2009). Given their antioxidant  
637 capacity, they have been shown to have different *in vitro* beneficial effects, such as protection  
638 of neurons, stimulation of vasodilation, improvement of insulin secretion and inhibition of  
639 cancer cell proliferation (Del Rio, Costa, Lean and Crozier, 2009).

640 During alkalization, in exchange for product darkening, increased solubility and reduced  
641 acidity, astringency and bitterness, cocoa polyphenols have been reported to dramatically  
642 degrade. Gültekin-Özgülven, Berktaş and ÖzÇelik (2016) analysed total polyphenol, flavanol  
643 content and antioxidant activity of alkalised cocoa liquors. These researchers reported that the  
644 previous characteristics reduced by 87%, 83% and 50%. These losses were similar to those  
645 reported by Miller et al (2008) in commercial cocoa powders, which were 89% for flavanols  
646 in highly alkalised cocoa, by Gu, House, Wu, Ou, and Prior (2006) in commercial cocoa  
647 powders, which were 51% for antioxidant activity and 78% for procyanidins, and by Jolić,  
648 Redovniković, Marković, Šipušić, and Delonga (2011) in commercially alkalised cocoa nibs,  
649 which were 64% for total phenolic content, 59% for total procyanidins and 39% for antioxidant



650 activity. In another work, Zhu et al (2002) simulated the alkaline conditions of the lower gut  
651 and found an 85% loss in flavanols and procyanidins at pH 7.4 after 24 h, and a 100% loss at  
652 pH 9 after 4 h. Recently, Quelal-Vascónez et al. (2019) in a study with more than 80 samples  
653 from different origins and alkalization levels found that among flavanols, epicatechin was the  
654 most abundant analyte. The highest content ( $536.59 \pm 0.08$  mg/100 g) was found in a natural  
655 cocoa sample from Equator. Contents statistically lowered as the alkalization process became  
656 more intense, and reached average values of ca. 80, 33, 28 mg/100 g in light, medium and  
657 strong alkalised cocoas, respectively. In black cocoas, epicatechin content was under the limit  
658 of detection. The same pattern was found for catechin contents. In natural cocoas, catechin  
659 content ranged from  $15.2 \pm 0.5$  to  $167.5 \pm 1.2$  mg/100 g, and decreased until it was no longer  
660 detected in black cocoas.

661 All these researchers indicate the notion that alkalization strongly affects total polyphenol  
662 content and the antioxidant activity of cocoa, two characteristics that seem to be strictly  
663 correlated. Actually, an increased pH is responsible not only for the oxidation and interaction  
664 of polyphenols with polysaccharides, proteins, other polyphenols, Maillard products and  
665 pyrazines and their precursors, but also increases polyphenol oxidase activity (Rodríguez,  
666 Pérez and Guzmán, 2009; Misnawi, Jamilah and Nazamid , 2003). Such effects reduce the  
667 amount of polyphenols (Li et al., 2012).

668 Two compounds, epicatechin and catechin, are major polyphenols in cocoa. Their common  
669 stereoisomers are (-)-epicatechin and (+)-catechin, with (+)-epicatechin and (-)-catechin being  
670 rare conformations that are lacking in natural cocoa. In general, (-)-epicatechin content is  
671 higher than (+)-catechin content (Gültekin-Özgülven et al., 2016; Andres-Lacueva et al., 2008).  
672 When cocoa is alkalised, the epicatechin/catechin ratio is inverted by the generation of (-)-  
673 catechin (Gültekin-Özgülven et al., 2016; Hurst et al., 2011; Kofink, Papagiannopoulos and  
674 Galensa, 2007; Ortega et al, 2008). The appearance of this phenol is due to the isomerisation

675 of (-)-epicatechin to (-)-catechin, the epimerisation of (+)-catechin to (-)-catechin, and the  
676 monomerisation of procyanidins (Gültekin-Özgülven et al., 2016; Hurst et al., 2011; Andres-  
677 Lacueva et al., 2008; Jolić et al., 2011). Unlike the findings reported by previous authors, other  
678 groups of researchers have found that epicatechin continues to be the major flavanol after  
679 alkalization (Todorovic, 2017; Jolić et al., 2011; Andres-Lacueva et al., 2008; Li et al., 2012).  
680 Nevertheless, if the analyses of these research teams are carefully studied, we can see that they  
681 simply quantified (+)-catechin content, and did not take into account the amount of (-)-catechin  
682 present in their samples. This would explain why these researchers reported how epicatechin  
683 continued to be a major flavanol after alkalization.

684 Of all the above polyphenols, (-)-epicatechin has the most bioaccessibility, followed by (+)-  
685 catechin and lastly by (-)-catechin (Gültekin-Özgülven et al., 2016; Rimbach, Melchin,  
686 Moehring and Wagner, 2009). As alkalization increases the (-)-catechin concentration, it can  
687 be stated that this cocoa production chain step reduces the bioaccessibility of cocoa  
688 polyphenols. Gültekin-Özgülven et al. (2016) defined this term as the percentage of  
689 procyanidins solubilised in chyme (water phase) after each digestion step (gastric and  
690 duodenal). They also found that alkalization significantly reduced this characteristic.

691 All these modifications in polyphenol content and profile are responsible for all the desired  
692 changes in the product. They are responsible, at least in part, for colour and change in flavour,  
693 and are also connected to cocoa solubility because their interaction with other compounds may  
694 be responsible for insoluble complexes appearing. Moreover, some authors have paid attention  
695 to the antimicrobial capacity of cocoas after alkalization. Cocoa contains a vast variety of  
696 polyphenols, among other functional compounds, that can destroy bacteria by reducing their  
697 fluidity, inhibiting the enzymes responsible for their growth and disrupting their cell  
698 membranes (Ariza et al., 2016). After alkalization, polyphenols have been reported to  
699 dramatically degrade, which could affect their antimicrobial properties.

700 In order to unveil the effect of alkalization on cocoa antimicrobial activity, Todorovic et al  
701 (2017) tested 11 extracts (six natural, five alkalised) of different commercial cocoa powders  
702 against three different Gram-positive bacteria strains (*Staphylococcus aureus*, *Staphylococcus*  
703 *epidermidis*, *Bacillus subtilis*), four Gram-negative bacteria (*Escherichia coli*, *Klebsiella*  
704 *pneumoniae*, *Pseudomonas aeruginosa*, *Salmonella abony*) and one yeast (*Candida albicans*).  
705 The results showed that regardless of their degree of alkalization, the different cocoa extracts  
706 had a similar antimicrobial effect to those found in some herbal extracts like oregano, rosemary  
707 and celery. These authors also tested the effect of alkalization of different cocoa powders on  
708 antimicrobial activity. They found that Dutching did not significantly affect activity against  
709 Gram-positive bacteria, but significantly enhanced action against Gram-negative bacteria  
710 compared to the non-alkalised samples. These results suggest that losses in polyphenols do not  
711 imply diminished cocoa antimicrobial activity, which could be related to the formation of new  
712 bioactive compounds with enhanced antioxidant and antibacterial activities.  
713 For all these reasons, it can be stated that cocoa is actually what it is thanks mainly to these  
714 compounds.

#### 715 **4.6 Methylxanthines**

716 In addition to polyphenols, other compounds produced by plants that have been studied in  
717 cocoa are methylxanthines. These molecules are a group of alkaloids with a purine-based  
718 structure. Different methylxanthines can be distinguished by the presence of methyl groups in  
719 various numbers and positions (Bartella et al., 2019).

720 Methylxanthines are considered to have significant physiological and psychological effects on  
721 humans, which they perform via different mechanisms, such as the blockade of adenosine  
722 receptors, the regulation of intracellular calcium and the inhibition of phosphodiesterases  
723 (Franco, Oñatibia-Astibia and Martínez-Pinilla, 2013).

724 The effects of these compounds can include psycho-stimulation, modulation of sleep duration  
725 (theobromine has, for example, been reported to be the biggest contributor to sleeping time),  
726 neuroprotection, bronchodilatation, diuresis, gastric secretion stimulation, cardiovascular and  
727 metabolic effects, among others (Aprotosoiaie et al., 2016; Franco et al., 2013). Apart from  
728 positive effects, methylxanthines have been reported to have several acute adverse effects, such  
729 as tachycardia, feeding intolerance, seizures and cardiac dysrhythmias. These effects are  
730 commonly associated with caffeine at usual therapeutic levels (Gauda and Martin, 2012).

731 In cocoa, theobromine is the methylxanthine at the highest concentration, followed by caffeine  
732 and lastly by theophylline. All these compounds have been reported to degrade during  
733 alkalization. Oduns and Longue (1998) reported how Dutching led to an 85.4% reduction in  
734 theobromine, while Li et al (2012) indicated reductions of 23% and 30.8% of theobromine and  
735 caffeine, respectively. As previously stated, the differences reported by researchers stem from  
736 their distinct alkalization methods, conditions and detection techniques. Oduns and Longue  
737 (1998) followed an especially complicated detection method with many steps, and also  
738 included filtering steps and chemical reagents for titration testing purposes. With Li et al  
739 (2012), the determination of theobromine was done more easily using a mass  
740 spectrophotometer.

741 The reported degradations of methylxanthines related to alkalization have been associated with  
742 not only the interaction of these compounds with the employed alkali agent, but also with their  
743 conversion into salts. Despite their degradation leading to lesser functional effects, it has been  
744 correlated with a desired reduction in bitterness and astringency (Stark and Hofmann, 2006;  
745 Aprotosoiaie et al, 2016).

#### 746 **4.7 Volatile flavour compounds**

747 Apart from colour, the other most well appreciated cocoa feature is its flavour. Its formation  
748 starts with the fermentation step where, under anaerobic conditions, essential peptides, required

749 to produce flavour compounds are generated through protein degradation. Then during  
750 roasting, Maillard reactions that involve these peptides lead to the creation of characteristic  
751 cocoa flavour compounds (Scalone et al., 2019).

752 Cocoa flavour is composed of non-volatile flavours (see previous sections) and by the volatile  
753 flavour compounds studied by Li et al (2012). These researchers identified more than 80  
754 volatile compounds that belong to different groups related to flavour (aldehydes, ketones,  
755 alcohols, acids, esters, alkanes, pyrazines, benzenes, furans, and others). They also evaluated  
756 the losses caused by distinct degrees of alkalization and found that the main volatile molecules  
757 present in cocoa were alcohols, acids and D-limonene, which accounted for almost 65% of all  
758 flavour volatile compounds. In general, alkalization did not affect alcohol concentrations,  
759 significantly reduced the concentration of acids and increased the presence of D-limonene,  
760 which incremented from 2% before alkalization to 31% after it. An increase in D-limonene  
761 enhances the citric flavour of cocoa.

762 These authors also observed that ketones, alkanes, furans and benzene-containing compounds  
763 incremented in the concentration after light alkalization, and that some significantly reduced  
764 after strong alkalization treatment.

765 Pyrazines, which are highly relevant nitrogen-containing heterocycles for flavouring cocoa,  
766 also decrease by alkalization. The proposed mechanism leading to the observed reductions in  
767 pyrazines, and in other volatile aroma compounds, is their interaction with polyphenols, apart  
768 from the effect of alkalising conditions. Polyphenols have hydroxyl groups that can form  
769 hydrogen bonds with amide carbonyls (Hagerman, 1992). With pyrazines, an increase in pH  
770 due to alkalization may allow these compounds to bind polyphenols.

771 In another step, Li et al (2012) also alkalised some samples by adding reducing sugar (glucose),  
772 which ended up with the formation of more flavour compounds during alkalization via different

773 chemical processes, such as the production of Schiff's bases, Amadori rearrangements and  
774 Strecker degradations.

#### 775 **4.8 Acrylamide and furan**

776 Acrylamide is a carcinogenic molecule that also has neurotoxic effects and is formed through  
777 the decomposition of L-asparagine and its interaction with carbonyl groups of reducing sugars  
778 during high-temperature treatments (>100°C ). Similarly, furan is formed as a result of the  
779 thermal processing of food from a wide range of precursors like amino acids, sugars,  
780 polyunsaturated fatty acids and carotenoids.

781 In order to study the formation of acrylamide during cocoa alkalization, Ofosu et al (2019)  
782 determined the appearance of this compound in alkalised roasted nibs. These researchers  
783 observed that, after alkalization, acrylamide content was lower than that found in roasted and  
784 non-alkalised nibs. The authors associated this inhibition of acrylamide formation with the  
785 presence of both antioxidants and alkalising salts in cocoa, which are believed to alter the  
786 formation course of the intermediate molecules responsible for Maillard reaction products.

787 More recently, Kruszewski and Obiedziński (2020) studied the formation of acrylamide and  
788 furan in cocoas with different degrees of alkalization to find that there were no statistical  
789 differences in acrylamide content between cocoas with different degrees of alkalization.  
790 Regarding furan content, the less alkalised cocoa had 3-fold more furan than the strongest  
791 alkalised powder. Therefore, it would seem that with cocoa powders, a higher degree of  
792 alkalization limits furan formation. So unexpectedly, alkalization either does not contribute to  
793 the formation of a significant amount of acrylamine or destroys the acrylamide generated in  
794 previous cocoa process stages.

#### 795 **4.9 Anti-nutritional factors**

796 Anti-nutrients are a group of natural compounds present in food that hinder or have negative  
797 effects on the absorption and metabolism of other nutritional molecules. Examples of anti-

798 nutritional factors are: tannins, which are able to combine with proteins, cellulose and other  
799 molecules to form insoluble structures; hydrocyanate, which are reported to inhibit cytochrome  
800 oxidase activity; phytic acid, with a strong binding capacity to different minerals that prevents  
801 their absorption; oxalates and oxalic acid, which capture calcium and reduce its absorption  
802 (Emire, Jha and Mekam, 2015; Astley and Finglas, 2016).

803 In cocoa, the reported anti-nutrients are hydrocyanate, oxalates, tannins and phytin (Aremu,  
804 Agiang and Ayatse, 1995; Adeyeye, 2016). Adeyeye (2016) studied the effect of alkalization  
805 on phytin, oxalate and tannin levels. Of them all, tannins, which are usually formed by the  
806 polymerisation of catechins, lowered by 38.6%. This agrees with the observations made in  
807 previous sections because polyphenols and their polymers are degraded by alkalization. The  
808 above-cited author observed an increment in phytin and oxalate of 39.9% and 69%,  
809 respectively.

810 Schroder, Vanhanen and Savage (2011) evaluated oxalates content in 15 commercial cocoa  
811 powders of different origins and at several alkalization levels. These authors concluded that no  
812 relation appeared between oxalates content and Dutching because the level among the different  
813 powders was generally similar. Although these results apparently go against the augmentation  
814 in oxalated observed by Adeyeye (2016), Schroder et al (2011) used a group of natural and  
815 alkalised cocoas of different brands whose origins and producers were not related, which makes  
816 drawing conclusions about the effect of Dutching difficult.

817

#### 818 **4.10 Spores**

819 Another important aspect associated with the bacterial quality of cocoa is the effect that  
820 alkalization has on spores. During fermentation, different bacteria and yeasts are allowed to  
821 grow and create the different precursors required to produce the desired cocoa flavour and  
822 colour. After fermentation, bacterial content significantly lowers by a sterilisation step.

823 However some bacteria, mainly of the genus *Bacillus*, survive and remain in cocoa thanks to  
824 their thermoresistant spore-forming abilities. The fact that they remain in powder does not  
825 affect its quality given their poor water activity, but this compromises the quality of the  
826 products containing this powder (Lima, Kamphuis, Nout and Zwietering, 2011).

827 The effects of alkalization on spores have been studied by several authors. Lima et al (2011)  
828 analysed microorganism content in a set of commercial cocoa powders and only detected  
829 thermoresistant spores in alkalised cocoa powders, but not in non-alkalised ones. Although a  
830 rising pH apparently leads to bacteria sporulation, the above authors indicated that further  
831 studies must be conducted to determine if pH positively influences the appearance of  
832 thermoresistant spores or if it is merely a coincidence. Pia et al (2019) applied alkalization to  
833 pre-roasted nibs and studied the evolution of *Bacillus cereus* and *Geobacillus*  
834 *stearothermophilus* populations. These authors concluded that alkalization neither enhanced  
835 nor reduced the effect of these spore-forming bacteria on spores, which showed that the  
836 observation made by Lima et al (2011) was probably more a coincidence than an effect of the  
837 pH of media.

#### 838 **4.11 Mycotoxins**

839 Another factor that has been studied is the effect of treatment on mycotoxins. Fungi  
840 contamination is inevitable during storage and processing. In the cocoa production chain,  
841 beans, which are especially susceptible to contamination, can be affected by fungal spoilage  
842 during and after the fermentation step. One study detected several fungi species in beans that  
843 had already been fermented and dried, in which mycotoxin-producer species like *Aspergillus*  
844 and *Penicillium* were detected (Méndez-Albores et al., 2004).

845 In general, heat treatment over 250°C can effectively lower the concentration of mycotoxins.  
846 For example, aflatoxins content in corn lowered by 81% after being roasted at 285°C for 7  
847 minutes (Méndez-Albores et al., 2013). In cocoa, Méndez-Albores et al (2013) roasted cocoa



848 beans at 250°C for 15 minutes and found that aflatoxin content lowered to 63.9 ng/g (71%  
849 fewer aflatoxins). Similarly, and by way of example, the Mexican regulation for aflatoxins sets  
850 a maximum of 20 ng/g by considering their hepatotoxic, teratogenic, mutagenic and  
851 carcinogenic properties. As shown, that limit was not reached after cocoa roasting.

852 After roasting, the authors alkalisied samples using three different alkalis (NaOH, KOH,  
853 Ca(OH)<sub>2</sub>) at three concentrations (10, 20, 30 g/kg). The results showed that the lowest  
854 concentration of alkalis (10 g/kg) reduced aflatoxins by 87.5% with KOH and by 92.2% with  
855 the other two agents. When high alkali concentrations were applied, reductions in aflatoxins  
856 above 98% were achieved by all the employed alkali agents. After the alkalization treatment,  
857 cocoa met legal Mexican specifications.

858 Other authors have studied the concentrations of aflatoxins (B<sub>1</sub>, B<sub>2</sub>, G<sub>1</sub>, G<sub>2</sub>) and ochratoxin in  
859 cocoa products (Turcotte, Scott and Tague, 2013). These researchers found out that when  
860 natural cocoas were alkalisied, the concentration of aflatoxins B<sub>1</sub>, B<sub>2</sub>, G<sub>1</sub> and G<sub>2</sub>, and ochratoxin,  
861 lowered by 67.7%, 70.5%, 44%, 100% and 68.2%, respectively. The concentrations of all the  
862 analysed mycotoxins were lower than the maximum level set by law.

Table 3. Reported changes in nutritional and functional compounds induced in cocoa by alkalization.

Attribute	Reported changes	Mechanisms	References
<b>Carbohydrates</b>	<ul style="list-style-type: none"> <li>No change of total carbohydrates</li> <li>Decreasing of reducing sugars</li> </ul>	<ul style="list-style-type: none"> <li>Maillard reactions</li> </ul>	Li et al., 2012; Rodríguez, Pérez and Guzmán, 2009; Taş and Gökmen, 2016; Adeyeye, 2016
<b>Protein</b>	<ul style="list-style-type: none"> <li>Diminution of protein content</li> </ul>	<ul style="list-style-type: none"> <li>Oxidative destruction by deamination</li> </ul>	References: Rodríguez, Pérez and Guzmán., 2009; Adeyeye, 2016; Méndez-Albores et al., 2013; Oduns and Longe, 1998
<b>Amino acids</b>	<ul style="list-style-type: none"> <li>Reduction in 17 amino acids</li> </ul>	<ul style="list-style-type: none"> <li>Maillard reactions, oxidative deamination and interaction with polyphenols</li> </ul>	Li et al., 2012; Taş and Gökmen, 2016
<b>Fat</b>	<ul style="list-style-type: none"> <li>Reduction of total fat content</li> </ul>	<ul style="list-style-type: none"> <li>Hydrolysis and saponification of triglycerides</li> </ul>	Rodríguez, Pérez and Guzmán, 2009; Oduns and Longe, 1998; Adeyeye, 2016; Méndez-Albores et al., 2013
<b>Ash</b>	<ul style="list-style-type: none"> <li>Total ash content is increased</li> </ul>	<ul style="list-style-type: none"> <li>By the addition of the alkalizing salts</li> </ul>	References: Rodríguez, Pérez and Guzmán, 2009; Adeyeye, 2016; Oduns and Longe, 1998
<b>Minerals</b>	<ul style="list-style-type: none"> <li>Increase of the cation (<math>\text{Na}^+/\text{K}^{2+}</math>) present in the alkalization salt</li> </ul>	<ul style="list-style-type: none"> <li></li> </ul>	Oduns and Longe, 1998; Adeyeye, 2016
<b>Polyphenols</b>	<ul style="list-style-type: none"> <li>Total phenol content is reduced</li> <li>Antioxidant activity is reduced</li> <li>Flavanols content is reduced</li> <li>Relation epicatechin/catechin is inversed</li> </ul>	<ul style="list-style-type: none"> <li>Oxidation of polyphenols and their interaction with amino acids, proteins, peptides, other flavonoids and Maillard products</li> <li>Epimerization of (+)-catechin to (-)-catechin</li> <li>Monomerization of procyanidins</li> </ul>	Li et al., 2012; Andres- Lacueva et al., 2008; Rodríguez, Pérez and Guzmán, 2009; Miller et al., 2008; Gültekin-Özgülven, Berktaş and ÖzÇelik, 2016; Jolić et al., 2011; Zhu et al., 2002; Gu et al., 2006; Todorovic et al., 2017; Hurst et al., 2011; Kofink, Papagiannopoulos and Galensa, 2007; Ortega et al., 2008; Stark and Hofmann, 2006; Totlani and Peterson, 2005, 2007; Zhang, Xia and Peterson, 2014; Germann, Stark and Hofmann., 2019a and 2019b; Todorovic et al., 2017

- Alkalization negatively affects bioaccessibility
- Reduction of self-bitterness and self-astringency of catechin and epicatechin
- Chemical modifications that modulate bitterness
- Formation of red chromophores during alkalization
- Alkalization increased the antimicrobial activity against *Gram-negative* bacteria
- Theobromine and caffeine are reduced
- Isomerization of (-)-epicatechin to (-)-catechin
- Glycosilation of flavanols
- Modifications induced by Maillard reaction products

Oduns and Longe, 1998; Li et al., 2012

**Methylxanthines**

Theobromine interacts with bases and forms salts

865  
866

867 Table 3. Reported changes in attributes related to sensory properties, toxicity and microbial quality

Attribute	Reported changes	Mechanisms	References
Volatile and flavor compounds	<ul style="list-style-type: none"> <li>Alcohols unchanged</li> <li>Acids importantly reduced</li> <li>D-Limonene highly increased</li> </ul>	<ul style="list-style-type: none"> <li>Degradation</li> <li>Interaction with polyphenols due to the change in the pH</li> </ul>	Li et al., 2012
	<ul style="list-style-type: none"> <li>Pyrazines are reduced</li> <li>Degradation of 3-deoxyglucosone</li> </ul>		Taş and Gökmen, 2016
Maillard reaction products	<ul style="list-style-type: none"> <li>Increase of glucosone and diacetyl</li> <li>Glyoxal, HMF and methylglyoxal unchanged</li> </ul>	<ul style="list-style-type: none"> <li>Oxidation of Amadori compounds and glucose</li> </ul>	
Acrilamide	<ul style="list-style-type: none"> <li>Alkalization reduces acrylamide formation</li> </ul>	<ul style="list-style-type: none"> <li>Presence of antioxidant molecules</li> <li>Alkalis inhibit the formation of these compounds</li> </ul>	Ofosu et al., 2019; Kruszewski and Obiedziński, 2020
Anti-nutritional factors	<ul style="list-style-type: none"> <li>Reduction in tannins and increase in phytins and oxalates</li> </ul>	<ul style="list-style-type: none"> <li>Degradation</li> <li>Releasing from cells due to the treatment</li> </ul>	Adeyeye, 2016; Schroder et al., 2011
Spores	<ul style="list-style-type: none"> <li>Alkalization does not affect spores</li> </ul>		Pia et al., 2019; Lima et al., 2011
Mycotoxins	<ul style="list-style-type: none"> <li>Reduction in aflatoxins and ochratoxin</li> </ul>	<ul style="list-style-type: none"> <li>Thermal and basic degradation</li> </ul>	Méndez-Albores et al., 2013; Turcotte, Scott and Tague, 2013

868

869

## 870 **5 Conclusion**

871 On the whole, this review offers a comprehensive overview of cocoa alkalization in terms of  
872 the most frequently used conditions and changes in nutritional, physicochemical, functional,  
873 microbiological and sensory characteristics.

874 In general, despite newly developed and alternatives techniques, traditional alkalization  
875 continues to be the most method widely used by industry. The data collected and shown in this  
876 review can be employed as a guide to design new alkalization methods, and to even optimise  
877 existing ones.

878 This review also provides insights into the changes that take place during alkalization by  
879 showing that producing the desired changes in cocoa involves nutritional and functional costs,  
880 but not all induced changes are negative. So via alkalization, cocoa safety increases by reducing  
881 microorganisms and their produced toxins.

882 After analysing all the published information, we conclude that polyphenols are responsible, at  
883 least in part, for the colour, flavour and functional properties of cocoa. Cocoa is a rich complex  
884 matrix but, notwithstanding, all cocoa features seem dependent on, or related to, the effects of  
885 polyphenols. All in all, cocoa is what it is given its richness and variety in this class of  
886 compounds.

887

## 888 **Acknowledgements**

889 This work was supported by the Ministerio de Economía, Industria y Competitividad (Spanish  
890 Government) and the European Regional Development Fund (Project RTC-2016-5241-2).  
891 Damián Valverde would like to thank the Regional Ministry of Education, Culture and Sports  
892 of Generalitat Valenciana for his PhD grant.

893

894 **Author Contributions**

895 D. Valverde collected, drafted and wrote the review. É. Pérez-Esteve and J. M. Barat helped to  
896 design the framework of this review and critically revised different sections of the draft. J. M.  
897 Barat performed the final revision and authorised the publication.

898

899 **Conflict of interest**

900 The authors declare no conflict of interest.

901

902 **References**

903 Adeyeye, E. I. (2016). Proximate, mineral and antinutrient compositions of natural cocoa cake,  
904 cocoa liquor and alkalized cocoa powders sourced in Nigeria. *Journal of Advance*  
905 *Pharmaceutical Science and Technology*, *1*, 12-28. [https://doi.org/10.14302/issn.2328-](https://doi.org/10.14302/issn.2328-0182.japst-15-855)  
906 [0182.japst-15-855](https://doi.org/10.14302/issn.2328-0182.japst-15-855)

907 Ajandouz, E. H., Tchiakpe, L. S., Ore, F. D., Benajiba, A., & Puigserver, A. (2001). Effects of  
908 pH on caramelization and Maillard reaction kinetics in fructose-lysine model systems. *Journal*  
909 *of Food Science*, *66*(7), 926-931. <https://doi.org/10.1111/j.1365-2621.2001.tb08213.x>

910 Andres-Lacueva, C., Monagas, M., Khan, N., Izquierdo-Pulido, M., Urpi-Sarda, M.,  
911 Permanyer, J., & Lamuela-Raventós, R. M. (2008). Flavanol and flavonol contents of cocoa  
912 powder products: influence of the manufacturing process. *Journal of Agricultural and Food*  
913 *Chemistry*, *56*, 3111-3117. <https://doi.org/10.1021/jf0728754>

914 Andruszkiewicz, P. J., D'Souza, R. N., Altun, I., Corno, M., & Kuhnert, N. (2019). Thermally-  
915 induced formation of taste-active 2,5-diketopiperazines from short-chain peptide precursors in  
916 cocoa. *Food Research International*, *121*, 217-228.  
917 <https://doi.org/10.1016/j.foodres.2019.03.015>

918 Annual report 2014/2015 (2017). International Cocoa Organization.  
919 [https://www.icco.org/about-us/international-cocoa-agreements/cat\\_view/1-annual-report.html](https://www.icco.org/about-us/international-cocoa-agreements/cat_view/1-annual-report.html)  
920 Accessed 03 January 2020.

921 Aprotosoiaie, A. C., Luca, S. V., & Miron, A. (2016). Flavor chemistry of cocoa and cocoa  
922 products: an overview. *Comprehensive Reviews in Food Science and Food Safety*, 15 (1), 73-  
923 91. <https://doi.org/10.1111/1541-4337.12180>

924 Aremu, C. Y., Agiang, M. A., & Ayatse, J. O. I. (1995). Nutrient and antinutrient profiles of  
925 raw and fermented cocoa beans. *Plant Foods for Human Nutrition*, 48, 217-223.  
926 <https://doi.org/10.1007/bf01088443>

927 Ariza, B. T. S., Suswati, E., Mufida, D. C., Setiawan, A. R., Isnaini, A., Setiawan, A. R., Rizal,  
928 M., Wahyudi, T., & Misnawi, J. (2016). Study on activity of cocoa ethanolic extract against  
929 *Shigella dysenteriae*. *Pelita Perkebunan*, 32, 130-137.  
930 <https://doi.org/10.22302/icri.jur.pelitaperkebunan.v32i2.222>

931 Astley, S., & Finglas, P. (2016). Nutrition and health. Reference Module in Food Sciences.  
932 <https://doi.org/10.1016/B978-0-08-100596-5.03425-9>

933 Bandi, J. P., Kubicek, K., & Raboud. P. B. (1984). Installation for solubilizing cocoa.  
934 US4438681A.

935 Baigrie B.D. (1994) Cocoa flavour. In: Piggott J.R., Paterson A. (eds) Understanding Natural  
936 Flavors. Springer, Boston, MA

937 Bartella, L., Donna, L. D., Napoli, A., Siciliano, C., Sindona, G., & Mazzotti, F. (2019). A  
938 rapid method of the assay of methylxanthines alkaloids: theobromine, theophylline and  
939 caffeine, in cocoa products and drugs by paper spray tandem mass spectrometry. *Food*  
940 *Chemistry*, 278, 261-266. <https://doi.org/10.1016/j.foodchem.2018.11.072>

941 Bauermeister, J. (1989). Process for making cacao powder by disagglomeration and cacao  
942 powder granulate by subsequent agglomeration. EP0310790A2.

943 Beg, M. S., Ahmad, S., Jan, K., & Bashir, K. (2017). Status, supply chain and processing of  
944 cocoa – A review. *Trends in Food Science & Technology*, 66, 108-166.  
945 <https://doi.org/10.1016/j.tifs.2017.06.007>

946 Biehl, B. (1986). Cocoa fermentation and problem of acidity, over-fermentation and low cocoa  
947 flavour. Incorporated Society of Planters.

948 Bonvehí, J. S., & Coll, F. V. (2000). Evaluation of purine alkaloids and diketopiperazines  
949 contents in processed cocoa powder. *European Food Research and Technology*, 210(3), 189-  
950 195. <https://doi.org/10.1007/PL00005510>

951 Borthwick, A. D., & Da Costa, N. C. (2017). 2, 5-diketopiperazines in food and beverages:  
952 Taste and bioactivity. *Critical reviews in food science and nutrition*, 57(4), 718-742.  
953 <https://doi.org/10.1080/10408398.2014.911142>

954 Chalin, M. L. (1972). Method of dutching cocoa. US3868469A.

955 Codex Alimentarius. Codex standard for cocoa powders (cocoas) and dry mixtures of cocoa  
956 and sugars. Codex Stan 105 (1981), pp. 1-4

957 Cremer, D. R., & Eichner, K. (2000). The reaction kinetics for the formation of Strecker  
958 aldehydes in low moisture model systems and in plant powders. *Food Chemistry*, 71(1), 37-43.  
959 [https://doi.org/10.1016/S0308-8146\(00\)00122-9](https://doi.org/10.1016/S0308-8146(00)00122-9)

960 De Vuyst, L., & Weckx, S. (2016). The cocoa bean fermentation process: from ecosystem  
961 analysis to starter culture development. *Journal of Applied Microbiology*, 121(1), 5-17.  
962 <https://doi.org/10.1111/jam.13045>

963 De Zaan cocoa, 2006. Cocoa & Chocolate manual. ADM Cocoa, Suiza.

964 Del Rio, D., Costa, L. G., Lean, M. E. J., & Crozier, A. (2010). Polyphenols and health: What  
965 compounds are involved? *Nutrition, metabolism and cardiovascular diseases*, 20(1), 1-6.  
966 <https://doi.org/10.1016/j.numecd.2009.05.015>



967 Domínguez-Rodríguez, G., Marina, M. L., Plaza, M. (2017). Strategies for the extraction and  
968 analysis of non-extractable polyphenols from plants. *Journal of Chromatography A*, 1514, 1-  
969 15.

970 El Gharras, H. (2009). Polyphenols: food sources, properties and applications – a review.  
971 *International Journal of Food Science & Technology*, 44 (12), 2512-2518.  
972 <https://doi.org/10.1111/j.1365-2621.2009.02077.x>

973 Ellis, L. D. (1990). Process for making dark cocoa. US5114730A.

974 Emire, S. A., Jha, Y. K., Mekam, F. (2013). Role of anti-nutritional factors in food industry.  
975 *Beverage & Food World*, 23-28.

976 Fei, L., Rodriguez-Garcia, J., Damme, I. V., Westwood, N. J., Shaw, L., Robinson, J. S.,  
977 Warren, G., Chatzifragkou, A., Mason, S. M., Gomez, L., Faas, L., Balcombe, K., Srinivasan,  
978 C., Picchioni, F., Hadley, P., & Charalampopoulos, D. (2018). Valorisation strategies for cocoa  
979 pod husk and its fractions. *Current Opinion in Green and Sustainable Chemistry*, 14, 80-88.  
980 <https://doi.org/10.1016/j.cogsc.2018.07.007>

981 Franco, R., Oñatibia-Astibia, A., & Martínez-Pinilla, E. (2013). Health benefits of  
982 methylxanthines in cacao and chocolate. *Nutrients*, 5 (10), 4159-4173.  
983 <https://dx.doi.org/10.3390%2Fnu5104159>

984 Gauda, E. B., & Martin, R. J. (2012). Chapter 43. Control of Breathing. Avery's diseases of  
985 the newborn. 9th edition. Edited by Gleason, C. A., and Devaskar, S. U.

986 Germann, D., Stark, T. D., & Hofmann, T. (2019a). Formation and characterization of  
987 polyphenol-derived red chromophores. Enhancing the color of processed cocoa powders: part  
988 1. *Journal of Agricultural and Food Chemistry*, 67, 4632-4642.  
989 <https://doi.org/10.1021/acs.jafc.9b01049>

990 Germann, D., Stark, T. D., & Hofmann, T. (2019b). Formation and characterization of  
991 polyphenol-derived red chromophores. Enhancing the color of processed cocoa powders: part

992 2. *Journal of Agricultural and Food Chemistry*, 67, 4643-4651.  
993 <https://doi.org/10.1021/acs.jafc.9b01050>

994 Gobert, J., & Glomb, M. A. (2009). Degradation of glucose: reinvestigation of reactive  $\alpha$ -  
995 dicarbonyl compounds. *Journal of Agricultural and Food Chemistry*, 57, 8591-8597.  
996 <https://doi.org/10.1021/jf9019085>

997 Gu, L., House, S. E., Wu, X., Ou, B., & Prior, R. L. (2006). Procyanidin and catechin contents  
998 and antioxidant capacity of cocoa and chocolate products. *Journal of Agricultural and Food*  
999 *Chemistry*, 54 (11), 4057-4061. <https://doi.org/10.1021/jf060360r>

1000 Gültekin-Özgülven, M., Berktaş, I., & ÖzÇelik, B. (2016). Change in stability of procyanidins,  
1001 antioxidant capacity and in-vitro bioaccessibility during processing of cocoa powder from  
1002 cocoa beans. *LWT - Food Science and Technology*, 72, 559-565.  
1003 <https://doi.org/10.1016/j.lwt.2016.04.065>

1004 Hagerman, A. E. (1992). Tannin-protein interactions. Phenolic compounds in food and their  
1005 effects on health (pp 236-247). ACD Symposium Series.

1006 Holkar, C. R., Jadhav, A. J., & Pinjari, D. V. (2019). A critical review on the possible  
1007 remediation of sediment in cocoa/coffee flavored milk. *Trends in Food Science & Technology*,  
1008 86, 199-208. <https://doi.org/10.1016/j.tifs.2019.02.035>

1009 Huang, Y., & Barringer, S. A. (2010). Alkylpyrazines and other volatiles in cocoa liquors at  
1010 pH 5 to 8, by Selected Ion Flow Tube-Mass Spectrometry (SIFT-MS). *Journal of Food Science*,  
1011 75(1), 121–127. <https://doi.org/10.1111/j.1750-3841.2009.01455.x>

1012 Hurst, W. J., Krake, S. H., Bergmeier, S. C., Payne, M. J., Miller, K. B., & Stuart, D. A. (2011).  
1013 Impact of fermentation, drying, roasting and Dutch processing on flavan-3-ol stereochemistry  
1014 in cacao beans and cocoa ingredients. *Chemistry Central Journal*, 5 (53).  
1015 <https://doi.org/10.1186/1752-153X-5-53>

1016 Jolić, M. A., Redovniković, I. R., Marković, k., Šipušić, D. I., & Delonga, K. (2011). Changes  
1017 of phenolic compounds and antioxidant capacity in cocoa beans processing. *International*  
1018 *Journal of Food Science & Technology*, 46 (9), 1793-1800. <https://doi.org/10.1111/j.1365->  
1019 2621.2011.02670.x

1020 Kofink, M., Papagiannopoulos, M., & Galensa, R. (2007). (-)-Catechin in cocoa and chocolate:  
1021 occurrence and analysis of an atypical flavan-3-ol enantiomer. *Molecules*, 12, 1274-1288.  
1022 <https://doi.org/10.3390/12071274>

1023 Kongor, J. E., Hinneh, M., de Walle, D. V., Afoakwa, E. O., Boeckx, P., & Dewettinck, K.  
1024 (2016). Factors influencing quality variation in cocoa (*Theobroma cacao*) bean flavor profile –  
1025 A review. *Food Research International*, 82, 44-52.  
1026 <https://doi.org/10.1016/j.foodres.2016.01.012>

1027 Kopp, G. M., Hennen, J. C., Seyller, M., & Brandstetter, B. (2010). Process for producing high  
1028 flavour cocoa. EP2241190A1.

1029 Kruszewski, B., & Obiedziński, M. W. (2020). Impact of raw materials and production  
1030 processes of furan and acrylamide contents in dark chocolate. *Journal of Agricultural and Food*  
1031 *Chemistry*, 68 (8), 2562-2569. <https://doi.org/10.1021/acs.jafc.0c00412>

1032 Lan, X., Liu, P., Xia, S., Jia, C., Mukunzi, D., Zhang, X., Xia, W., Tian, H., & Xiao, Z. (2010).  
1033 Temperature effect on the non-volatile compounds of Maillard reaction products derived from  
1034 xylose–soybean peptide system: Further insights into thermal degradation and cross-linking.  
1035 *Food Chemistry*, 120(4), 967-972. <https://doi.org/10.1016/j.foodchem.2009.11.033>

1036 Li, Y., Feng, Y., Zhu, S., Luo, C., Ma, J., & Zhong, F. (2012). The effect of alkalization on the  
1037 bioactive and flavor related components in commercial cocoa powder. *Journal of Food*  
1038 *Composition and Analysis*, 25(1), 17-23. <https://doi.org/10.1016/j.jfca.2011.04.010>

1039 Lima, L. J. R., Kamphuis, H. J., Nout, M. J. R., & Zwietering, M. H. (2011). Microbiota of  
1040 cocoa powder with particular reference to aerobic thermoresistant spore-formers. *Food*  
1041 *Microbiology*, 28(3), 573-582. <https://doi.org/10.1016/j.fm.2010.11.011>

1042 Maleyki, M. J. A., Ismail, A. (2010). Antioxidant properties of cocoa powder. *Journal of Food*  
1043 *Biochemistry*, 34, 111-128. <https://doi.org/10.1111/j.1745-4514.2009.00268.x>

1044 Martín, M. A., & Ramos, S. (2017). Health beneficial effects of cocoa phenolic compounds: a  
1045 mini-review. *Current Opinion in Food Science*, 14, 20-25.  
1046 <https://doi.org/10.1016/j.cofs.2016.12.002>

1047 Martín, M. A., Goya, L., & Ramos, S. (2013). Potential for preventive effects of cocoa and  
1048 cocoa polyphenols in cancer. *Food and Chemical Toxicology*, 56, 336-351.  
1049 <https://doi.org/10.1016/j.fct.2013.02.020>

1050 Méndez-Albores, A., Campos-Aguilar, A. Z., Moreno-Martínez, E., & Vázquez-Durán, A.  
1051 (2013). Physical and chemical degradation of B-aflatoxins during the roasting and dutching of  
1052 cocoa liquor. *Journal of Agricultural Science and Technology*, 15 (3), 557-567.

1053 Méndez-Albores, A., De Jesús-Flores, F., Castañeda-Roldan, E., Arámbula-Villa, G., &  
1054 Moreno-Martínez, E. (2004). The effect of toasting and boiling on the fate of B-Aflatoxins  
1055 during pinole preparation. *Journal of Food Engineering*, 65 (4), 585-589.  
1056 <https://doi.org/10.1016/j.jfoodeng.2004.02.024>

1057 Miller, K. B., Hurst, W. J., Payne, M. J., Stuart, D. A., Apgar, J., Sweigart, D. S., & Ou, B.  
1058 (2008). Impact of alkalization on the antioxidant and flavanol content of commercial cocoa  
1059 powders. *Journal of Agricultural and Food Chemistry*, 56 (18), 8527-8533.  
1060 <https://doi.org/10.1021/jf801670p>

1061 Misnawi, S. J., Jamilah, B., & Nazamid, S. (2003). Effects of incubation and polyphenol  
1062 oxidase enrichment on colour, fermentation index, procyanidins and astringency of

1063 unfermented and partly fermented cocoa beans. *International Journal of Food Science and*  
1064 *Technology*, 38 (3), 285-295. <https://doi.org/10.1046/j.1365-2621.2003.00674.x>

1065 Oduns, A. A., & Longe, O. G. (1998). Nutritive value of hot water- or cocoa-pod ash solution-  
1066 treated cocoa bean cake for broiler chicks. *British Poultry Science*, 39 (4), 519-525.  
1067 <https://doi.org/10.1080/00071669888700>

1068 Ofofu, I. W., Ankar-Brewoo, G. M., Lutterodt, H. E., Benefo, E. O., & Menyah, C. A. (2019).  
1069 Estimated daily intake and risk of prevailing acrylamide content of alkalized roasted cocoa  
1070 beans. *Scientific African*, 6. <https://doi.org/10.1016/j.sciaf.2019.e00176>

1071 Okiyama, D. C. G., Navarro, S. L. B., & Rodrigues, C. E. C. (2017). Cocoa shell and its  
1072 compounds: applications in the food industry. *Trends in Food Science & Technology*, 63, 103-  
1073 112. <https://doi.org/10.1016/j.tifs.2017.03.007>

1074 Ortega, N., Romero, M. P., Macià, A., Reguant, J., Anglès, N., Morelló, J. R., & Motilva, M.  
1075 J. (2008). Obtention and characterization of phenolic extracts from different cocoa sources.  
1076 *Journal of Agricultural and Food Chemistry*, 56 (20), 9621-9627.  
1077 <https://doi.org/10.1021/jf8014415>

1078 Pia, A. K. R., Pereira, A. P. M., Costa, R. A., Alvarenga, V. O., Freire, L., Carlin, F., &  
1079 Sant'Ana, A. S. (2019). The fate of *Bacillus cereus* and *Geobacillus stearothermophilus* during  
1080 alkalization of cocoa as affected by alkali concentration and use of pre-roasted nibs. *Food*  
1081 *Microbiology*, 82, 99-106. <https://doi.org/10.1016/j.fm.2019.01.009>

1082 Quelal-Vásconez, M. A., Lerma-García, M. J., Pérez-Esteve, É., Arnau-Bonachera, A., Barat,  
1083 J. M., & Talens, P. (2020). Changes in methylxanthines and flavanols during cocoa powder  
1084 processing and their quantification by near-infrared spectroscopy. *LWT*, 117, 108598.  
1085 <https://doi.org/10.1016/j.lwt.2019.108598>

1086 Quelal-Vásconez, M. A., Lerma-García, M. J., Pérez-Esteve, É., Talens, P., & Barat, J. M.  
1087 (2020) Roadmap of cocoa quality and authenticity control in the industry: A review of

1088 conventional and alternative methods. *Comprehensive Reviews in Food Science and Food*  
1089 *Safety*, 19, 448-478. <https://doi.org/10.1111/1541-4337.12522>

1090 Razzaque, M. A., Saud, Z. A., Absar, N., Karin, M. R., & Hashinaga, F. (2000). Purification  
1091 and characterization of polyphenoloxidase from guava infected with fruit-rot disease. *Pakistan*  
1092 *Journal of Biological Sciences*, 3, 407-410. <https://doi.org/10.3923/pjbs.2000.407.410>

1093 Rimbach, G., Melchin, M., Moehring, J., Wagner, A. E. (2009). Polyphenols from cocoa and  
1094 vascular health –A critical review. *International Journal of Molecular Sciences*, 10 (10), 4290-  
1095 4309. <https://dx.doi.org/10.3390%2Fijms10104290>

1096 Rodríguez, P., Pérez, E., & Guzmán, R. (2009). Effect of types and concentrations of alkali on  
1097 the color of cocoa liquor. *Journal of the Science of Food and Agriculture*, 89 (7), 1186-1194.  
1098 <https://doi.org/10.1002/jsfa.3573>

1099 Saltini, R., Akkerman, R., & Frosch, S. (2013). Optimizing chocolate production through  
1100 traceability: a review of the influence of farming practices on cocoa bean quality. *Food*  
1101 *Control*, 29 (1), 167-187. <https://doi.org/10.1016/j.foodcont.2012.05.054>

1102 Sarmadi, B., Aminuddin, F., Hamid, M., Saari, N., Abdul-Hamid, A., & Ismail, A. (2012).  
1103 Hypoglycemic effects of cocoa (*Theobroma cacao* L.) autolysates. *Food Chemistry*, 134 (2),  
1104 905-911. <https://doi.org/10.1016/j.foodchem.2012.02.202>

1105 Sarmadi, B., Ismail, A., & Hamid, M. (2011). Antioxidant and angiotensin converting enzyme  
1106 (ACE) inhibitory activities of cocoa (*Theobroma cacao* L.) autolysates. *Food Research*  
1107 *International*, 44 (1), 290-296. <https://doi.org/10.1016/j.foodres.2010.10.017>

1108 Scalone, G. L. L., Textoris-Taube, K., Meulenaer, B. D., Kimpe, N. D., Wöstemeyer, J., &  
1109 Voigt, J. (2019). Cocoa-specific flavor components and their peptide precursors. *Food*  
1110 *Research International*, 123, 503-515. <https://doi.org/10.1016/j.foodres.2019.05.019>

1111 Schroder, T., Vanhanen, L., & Savage, G. P. (2011). Oxalate content in commercially,  
1112 produced cocoa and dark chocolate. *Journal of Food Composition and Analysis*, 24 (7), 916-  
1113 922. <https://doi.org/10.1016/j.jfca.2011.03.008>

1114 Shankar, M. U., Levitan, C. A., Prescott, J., & Spence, C. (2009). The influence of color and  
1115 label information on flavor perception. *Chemosensory Perception*, 2(2), 53-58.  
1116 <https://doi.org/10.1007/s12078-009-9046-4>

1117 Singh, P., Kesharwani, R. K., & Keservani, R. K. (2017). Chapter 24. Antioxidants and  
1118 vitamins: roles in cellular function and metabolism. Sustained energy for enhanced human  
1119 functions and activity. Edited by Debasis Bagchi.

1120 Stark, T., & Hofmann, T. (2006). Application of a molecular sensory science approach to  
1121 alkalized cocoa (*Theobroma cacao*): structure determination and sensory activity of  
1122 nonenzymatically C-glycosylated flavan-3-ols. *Journal of Agricultural and Food Chemistry*,  
1123 54 (25), 9510-9521. <https://doi.org/10.1021/jf062403>

1124 Tanaka, M., & Terauchi, M. (1999). Cocoa powder rich in polyphenols, process for producing  
1125 the same and modified cocoa containing the same. US6485772B1.

1126 Taş, N. G., & Gökmen, V. (2016). Effect of alkalization on the Maillard reaction products  
1127 formed in cocoa during roasting. *Food Research International*, 89, 930-936.  
1128 <https://doi.org/10.1016/j.foodres.2015.12.021>

1129 Terink, J., & Brandon, M. J. (1981). Alkalized cocoa powders and foodstuffs containing such  
1130 powders. US4435436A.

1131 Todorovic, V., Milenkovic, M., Vidovic, B., Todorovic, Z., & Sobajic, S. (2017). Correlation  
1132 between antimicrobial, antioxidant activity, and polyphenols of alkalized/nonalkalized cocoa  
1133 powders. *Journal of Food Science*, 82 (4), 1020-1027. [https://doi.org/10.1111/1750-](https://doi.org/10.1111/1750-3841.13672)  
1134 [3841.13672](https://doi.org/10.1111/1750-3841.13672)

1135 Tomas-Barberán, F. A., Cienfuegos-Jovellanos, E., Marín, A., Muguerza, B., Gil-Izquierdo,  
1136 A., Cerdá, B., Zafrilla, P., Morillas, J., Mulero, J., Ibarra, A., Pasamar, M. A., Ramón, D., &  
1137 Espín, J. C. (2007). A new process to develop a cocoa powder with higher flavonoid monomer  
1138 content and enhanced bioavailability in healthy humans. *Journal of Agricultural and Food*  
1139 *Chemistry*, 55 (10), 3926-3935. <https://doi.org/10.1021/jf070121j>

1140 Totlani, V. M., & Peterson, D. G. (2005). Reactivity of epicatechin in aqueous glycine and  
1141 glucose Maillard reaction models: quenching of C2, C3, and C4 sugar fragments. *Journal of*  
1142 *Agricultural and Food Chemistry*, 53, 4130-4135. <https://doi.org/10.1021/jf050044x>

1143 Totlani, V. M., & Peterson, D. G. (2007). Influence of epicatechin reactions on the mechanisms  
1144 of Maillard product formation in low moisture model systems. *Journal of Agricultural and*  
1145 *Food Chemistry*, 55 (2), 414-420. <https://doi.org/10.1021/jf0617521>

1146 Trout, R. B. (2001). Method for making dutched cocoa. EP1278428B1.

1147 Turcotte, A. M., Scott, P. M., & Tague, B. (2013). Analysis of cocoa products for ochratoxin  
1148 A and aflatoxins. *Mycotoxin Research*, 29 (3), 193-201. <https://doi.org/10.1007/s12550-013->  
1149 0167-x

1150 Wiant, M. J., William R., Lynch, W.R., & LeFreniere, R. C. (1989). Method for producing  
1151 deep red and black cocoa. US5009917A.

1152 Wissgott, U. (1988). Process of alkalization of cocoa in aqueous phase. US4784866A.

1153 Wollgast, J., & Anklam, E. (2000). Review on polyphenols in Theobroma cacao: changes in  
1154 composition during the manufacture of chocolate and methodology for identification and  
1155 quantification. *Food Research International*, 33 (6), 423-447. <https://doi.org/10.1016/S0963->  
1156 9969(00)00068-5

1157 Zhang, L., Xia, Y., & Peterson, D. G. (2014). Identification of bitter modulating Maillard-  
1158 Catechin reaction products. *Journal of Agricultural and Food Chemistry*, 62 (33), 8470-8477.  
1159 <https://doi.org/10.1021/jf502040e>



1160 Zhu, Q. Y., Holt, R. R., Lazarus, S. A., Ensunsa, J. L., Hammerstone, J. F., Schmitz, H. H., &  
1161 Keen, C. L. (2002). Stability of the flavan-3-ols epicatechin and catechin and related dimeric  
1162 procyanidins derived from cocoa. *Journal of Agricultural and Food Chemistry*, 50 (6), 1700-  
1163 1705. <https://doi.org/10.1021/jf011228o>