

Factor de impacto en Journal Citation Report

Factor de Impacto de una revista en el JCR

En la página principal de JCR se introduce la información que conocemos de la revista: título o ISSN, también podemos buscar por categoría o palabra clave.

The world's leading journals and
publisher-neutral data

Type journal name, ISSN, eISSN, category or a keyword



Factor de Impacto de una revista en el JCR

Seleccionaremos la revista que nos interesa desde los resultados de búsqueda.



The screenshot shows a search interface with the query 'optics' entered. The results are organized into two sections: 'JOURNAL NAME' and 'CATEGORY NAME'. The 'JOURNAL NAME' section lists several journals with their corresponding ISSN/eISSN numbers. The 'CATEGORY NAME' section shows 'OPTICS' with 135 journals listed under it. A 'See all 34 results' link is also visible.

| JOURNAL NAME | ISSN/eISSN |
|------------------------|-----------------------|
| Chinese Optics | 2095-1531 / 2095-1531 |
| OPTICS EXPRESS | 1094-4087 / N/A |
| APPLIED OPTICS | 1559-128X / 2155-3165 |
| OPTICS LETTERS | 0146-9592 / 1539-4794 |
| Computer Optics | 0134-2452 / 2412-6179 |

| CATEGORY NAME | NUMBER OF JOURNALS |
|---------------|--------------------|
| OPTICS | 135 journals |

Factor de Impacto de una revista en el JCR

Como ejemplo se consulta la revista *Optical Review*. En primer término, encontramos los datos generales de la publicación, entre ellos en que edición está indexada la revista (*Science Citation Index Expanded* en el ejemplo).

Home > Journal profile

JCR YEAR

2020

OPTICAL REVIEW

ISSN

1340-6000

EISSN

1349-9432

Journal information

EDITION

Science Citation Index Expanded
(SCIE)

CATEGORY

OPTICS - SCIE

Factor de Impacto de una revista en el JCR

El siguiente apartado que encontramos es el Journal's performance, en el que se recoge el *Journal Impact Factor*.

Journal's performance

Journal Impact Factor ⓘ

The Journal Impact Factor (JIF) is a journal-level metric calculated from data indexed many factors that influence citation rates, such as the volume of publication and citations can complement expert opinion and informed peer review. In the case of academic evaluation for individual researchers, institutions, or articles. [Learn more](#)

2020 JOURNAL IMPACT FACTOR

0.890

[View calculation](#)

JOURNAL IMPACT FACTOR WITHOUT SELF CITATIONS

0.878

[View calculation](#)

Factor de Impacto de una revista en el JCR

Más adelante, se recoge el Rank by Journal Impact Factor, con los siguientes datos: Edición, Categorías, Cuartil y Percentil.

Rank by Journal Impact Factor

Journals within a category are sorted in descending order by Journal Impact Factor (JIF) the journal is listed in JCR. Data for the most recent year is presented at the top of the li







EDITION

Science Citation Index Expanded (SCIE)

CATEGORY

OPTICS

88/99

| JCR YEAR | JIF RANK | JIF QUARTILE | JIF PERCENTILE | |
|----------|----------|--------------|----------------|---|
| 2020 | 88/99 | Q4 | 11.62 |  |
| 2019 | 78/97 | Q4 | 20.10 |  |
| 2018 | 81/95 | Q4 | 15.26 |  |
| 2017 | 81/94 | Q4 | 14.36 |  |
| 2016 | 83/92 | Q4 | 10.33 |  |
| 2015 | 82/90 | Q4 | 9.44 |  |

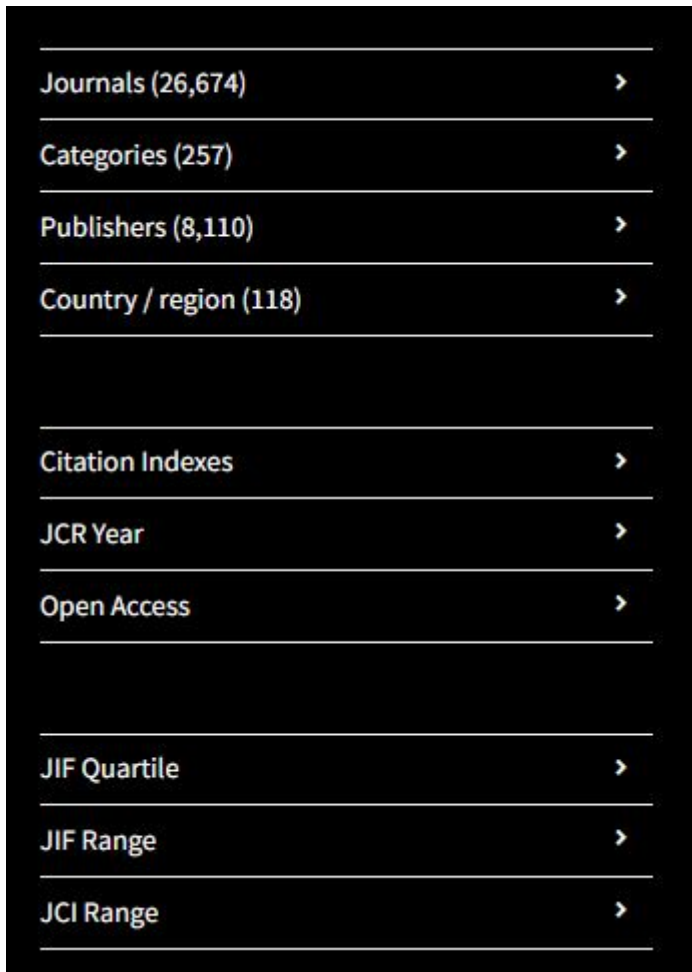
Localización de revistas en el JCR

Desde la página principal accedemos a *Browse journals*.

The screenshot displays the JCR website interface. At the top, there is a search bar with the placeholder text "Type journal name, ISSN, eISSN, category or a keyword" and a magnifying glass icon. Below the search bar, there is a section titled "Already have a manuscript?" with a subtext "Find relevant, reputable journals for potential publication of your research using Manuscript matcher." and a button labeled "Match my manuscript". Below this, there is a section titled "See full listings and refine your search" with four icons representing different browsing options: "Browse journals" (highlighted in yellow), "Browse categories" (with "COMING SOON" below it), "Browse publishers" (with "COMING SOON" below it), and "Browse countries" (with "COMING SOON" below it).

Localización de revistas en el JCR

Accedemos un listado al que podemos aplicar **filtros**.



| | |
|------------------------|---|
| Journals (26,674) | > |
| Categories (257) | > |
| Publishers (8,110) | > |
| Country / region (118) | > |
| | |
| Citation Indexes | > |
| JCR Year | > |
| Open Access | > |
| | |
| JIF Quartile | > |
| JIF Range | > |
| JCI Range | > |

Localización de revistas en el JCR

También podemos seleccionar los indicadores que queremos que aparezcan en la tabla.

| Impact metrics | Normalized metrics | Source metrics |
|---|---|---|
| Metrics focused on the citation impact of the journals. | Metrics that have been adjusted mathematically to a particular context. | Metrics based on the content of the journals. |
| <input checked="" type="checkbox"/> Total Citations | <input type="checkbox"/> 2020 JCI | <input type="checkbox"/> Citable Items |
| <input checked="" type="checkbox"/> 2020 JIF | <input type="checkbox"/> Eigenfactor | <input type="checkbox"/> % of Articles in Citable items |
| <input type="checkbox"/> 5 Year JIF | <input type="checkbox"/> Normalized Eigenfactor | <input type="checkbox"/> Cited Half-Life |
| <input type="checkbox"/> JIF Without Self Cites | <input type="checkbox"/> Article Influence Score | <input type="checkbox"/> Citing Half-Life |
| <input type="checkbox"/> Immediacy Index | <input type="checkbox"/> Average JIF Percentile | <input type="checkbox"/> Total Articles |
| <input checked="" type="checkbox"/> JIF Quartile | | <input checked="" type="checkbox"/> % of OA Gold |

Además, podemos buscar directamente en la tabla, por ejemplo una vez aplicado un filtro de categoría, y descargar los resultados.

Para más información dirígete a [La Biblioteca Responde](#)