

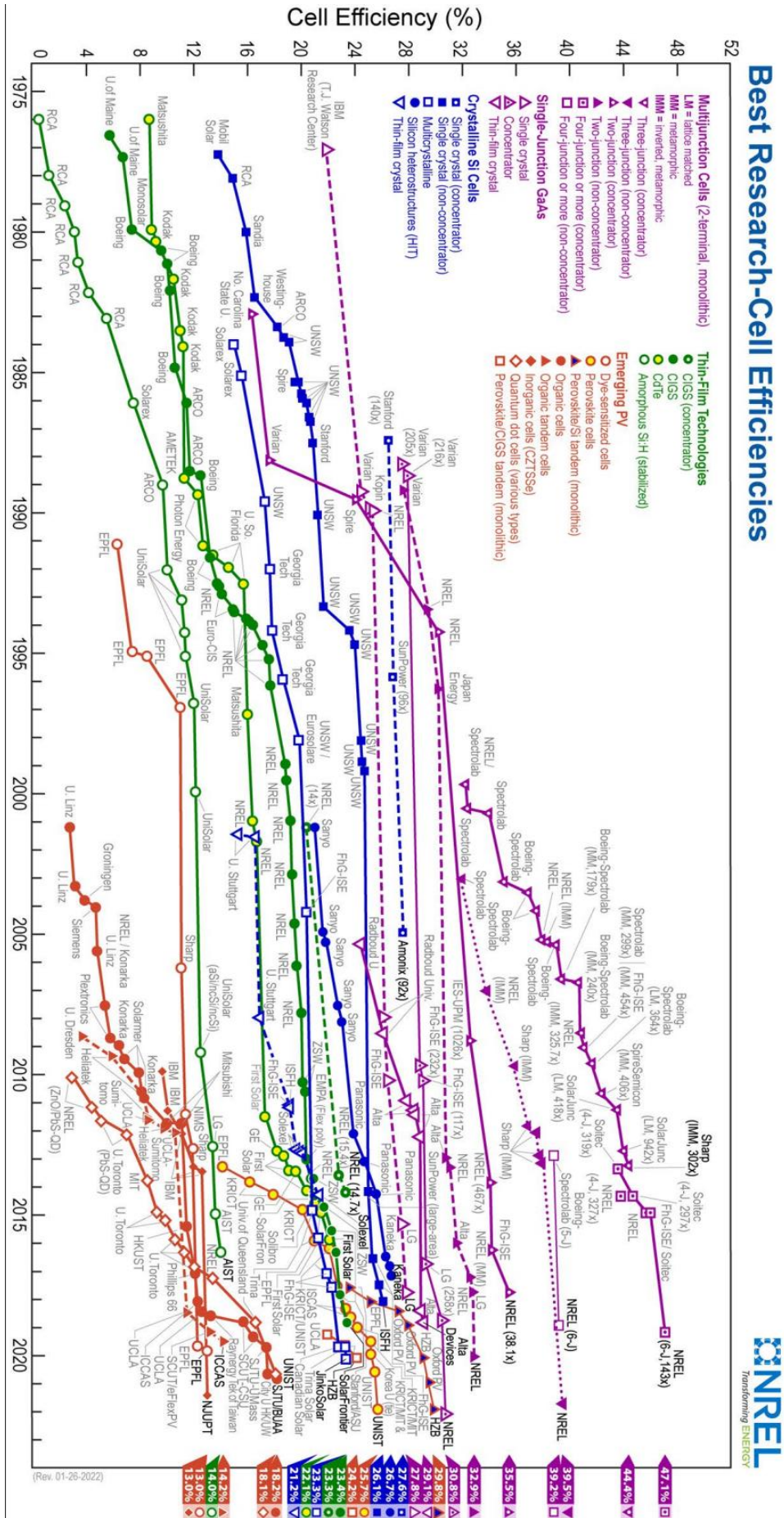
7 Appendices

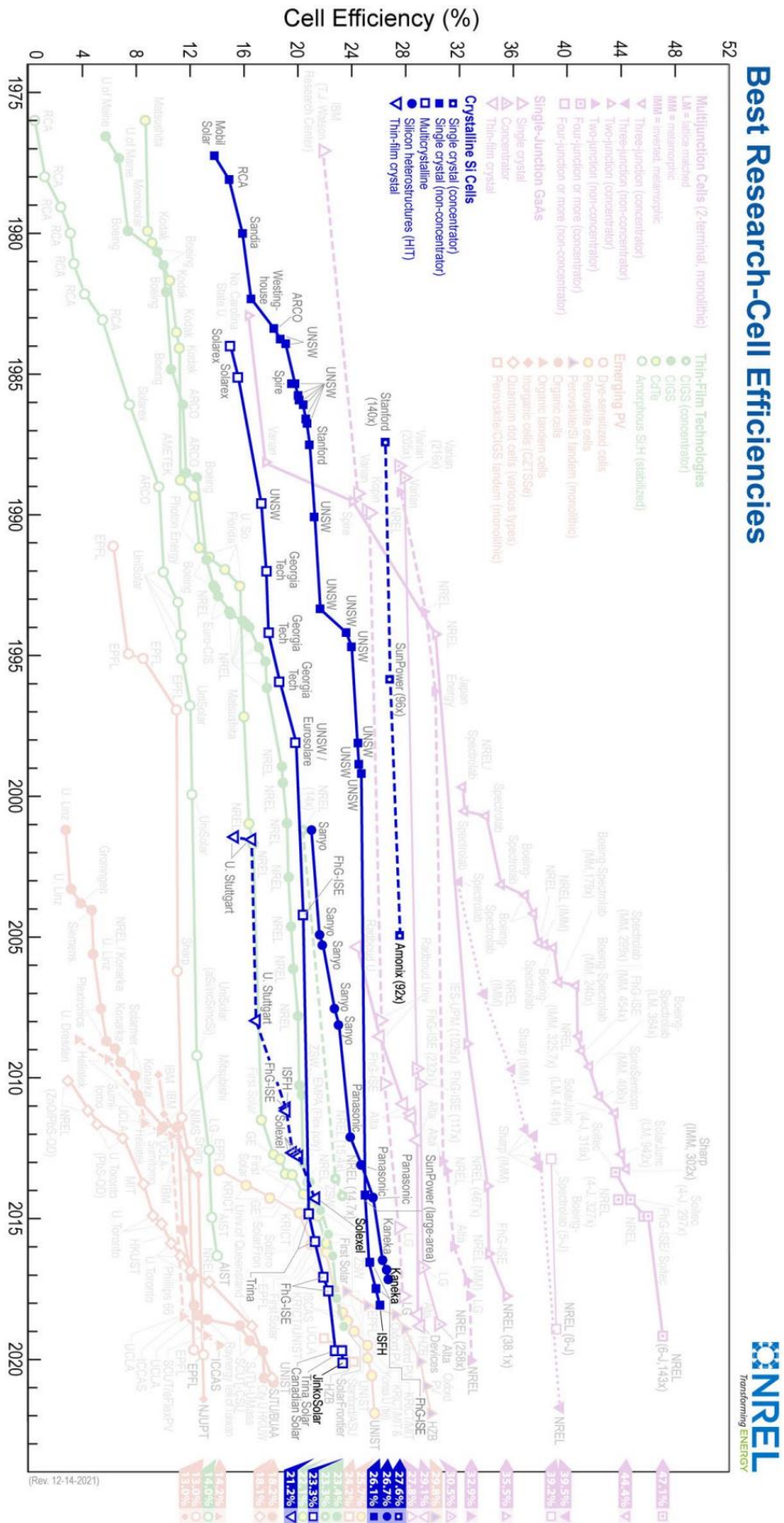
Appendix A

System element	System type				
	Grid tied	Grid tied with storage	Grid tied with storage and backup	Mini-grid	Micro-grid
PV array (DC)				√	√
PV array (AC)	√	√	√	√	√
Energy storage (DC)		√	√	√	√
PCU (GCI)	√	√	√	√	√
PCU (BDI)		√	√	√	√
Utility grid line	√	√	√		√
Load(s) (DC)		√	√	√	√
Load(s) (AC)		√	√	√	√
Back-up sources (DC)			√	√	√
Other RNE sources (DC)		√		√	√
Back-up sources (AC)			√	√	√
Other RNE sources (AC)		√		√	√

Table 5. Elements of different PV systems.

Appendix B



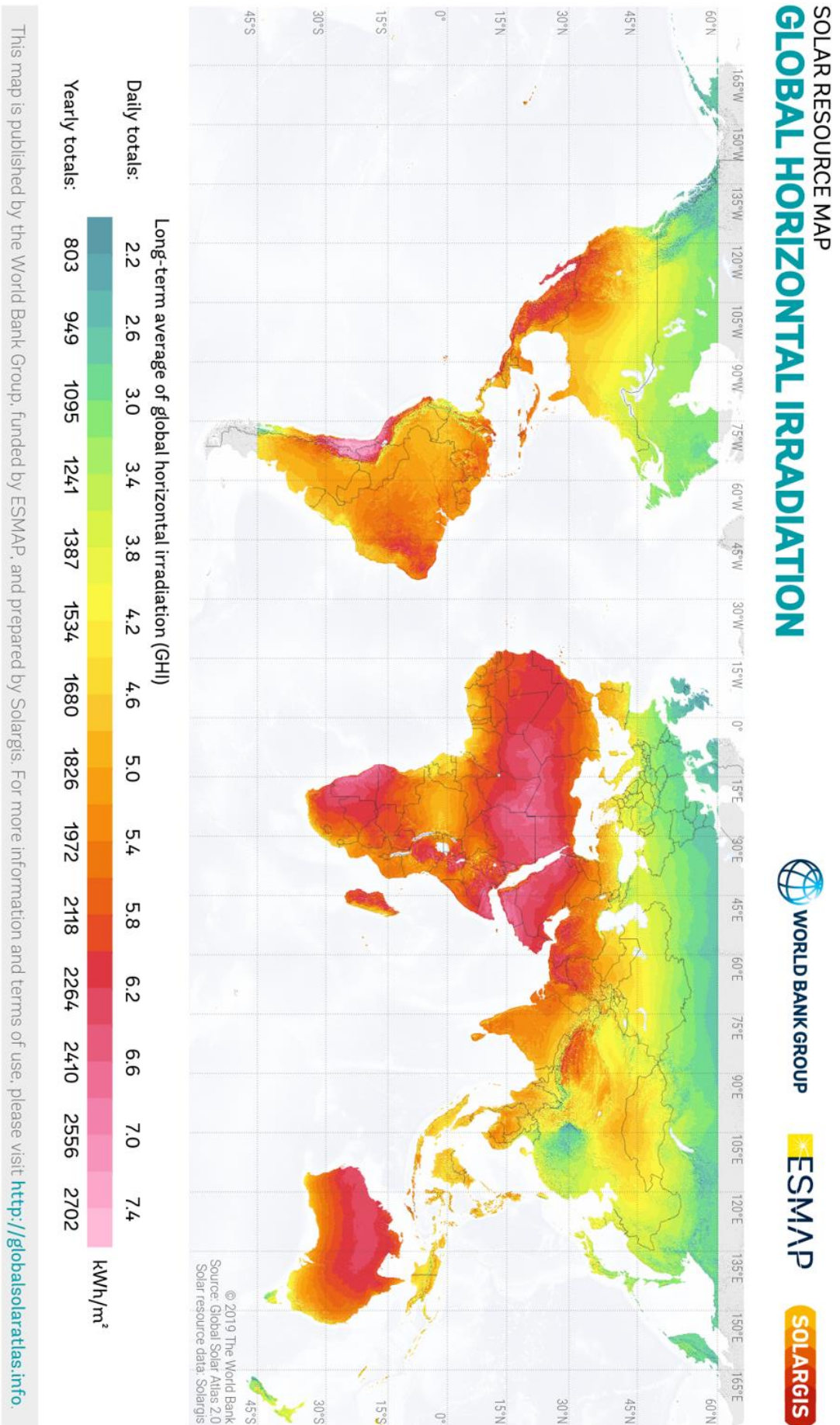


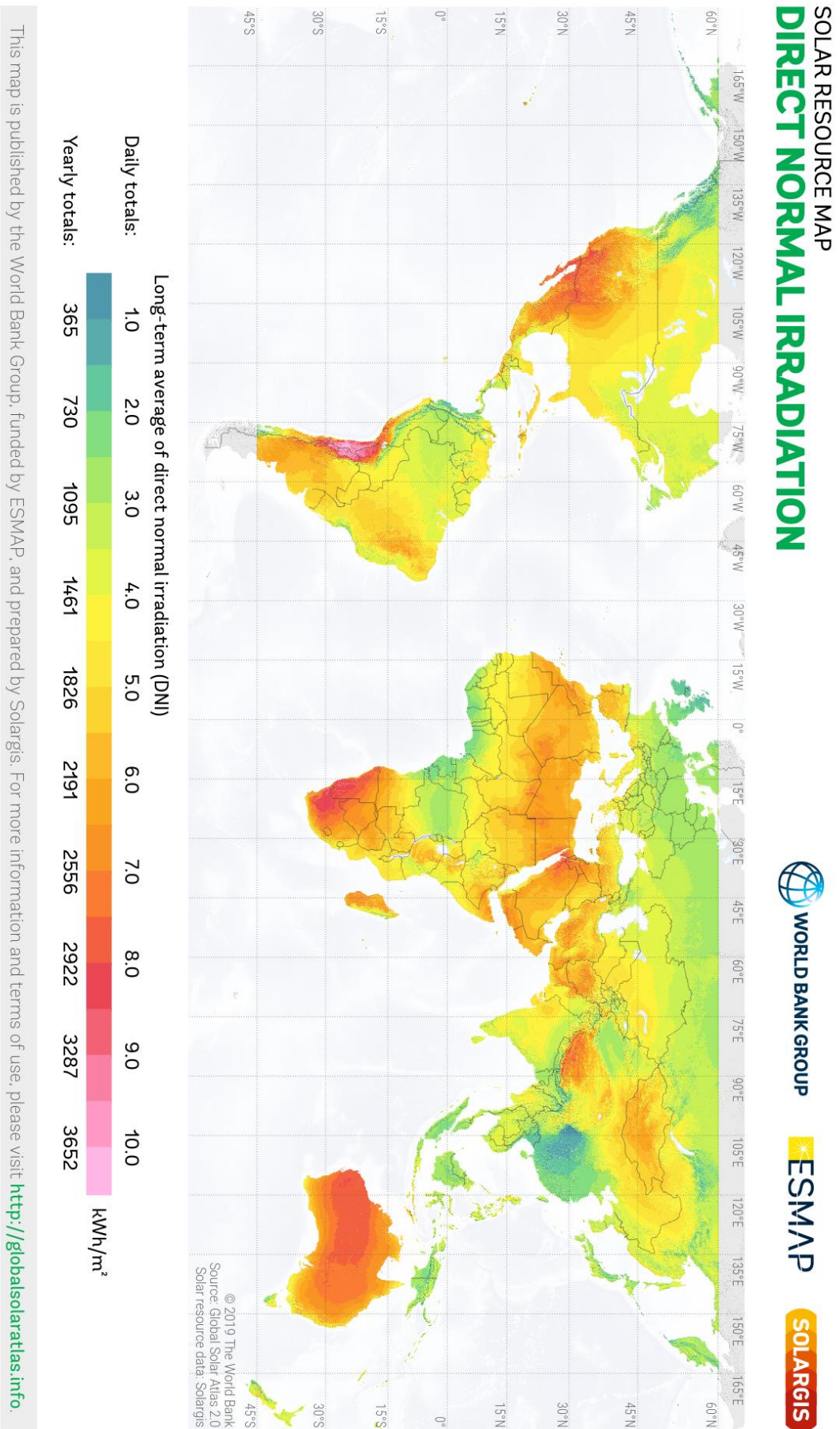
Appendix C

Classification	Efficiency (%)	Area (cm ²)	V _{oc} (V)	J _{sc} (mA/cm ²)	Fill factor (%)	Test centre (date)	Description
<i>Silicon</i>							
Si (crystalline cell)	26.7 ± 0.5	79.0 (da)	0.738	42.65 ^a	84.9	AIST (3/17)	Kaneka, n-type rear IBC ⁴
Si (DS wafer cell)	24.4 ± 0.3	267.5 (t)	0.7132	41.47^b	82.5	ISFH (8/20)	Jinko Solar, n-type
Si (thin transfer submodule)	21.2 ± 0.4	239.7 (ap)	0.687 ^c	38.50 ^{c-d}	80.3	NREL (4/14)	Solexel (35 μm thick) ⁵
Si (thin-film minimodule)	10.5 ± 0.3	94.0 (ap)	0.492 ^c	29.7 ^{c-e}	72.1	FhG-ISE (8/07)	CSG Solar (<2 μm on glass) ⁶
<i>III-V cells</i>							
GaAs (thin-film cell)	29.1 ± 0.6	0.998 (ap)	1.1272	29.78 ^f	86.7	FhG-ISE (10/18)	Alta Devices ⁷
GaAs (multicrystalline)	18.4 ± 0.5	4.011 (t)	0.994	23.2	79.7	NREL (11/95)	RTI, Ge substrate ⁸
InP (crystalline cell)	24.2 ± 0.5 ^g	1.008 (ap)	0.939	31.15 ^a	82.6	NREL (3/13)	NREL ⁹
<i>Thin-film chalcogenide</i>							
CIGS (cell) (Cd-free)	23.35 ± 0.5	1.043 (da)	0.734	39.58 ^h	80.4	AIST (11/18)	Solar Frontier ¹⁰
CdTe (cell)	21.0 ± 0.4	1.0623 (ap)	0.8759	30.25 ^d	79.4	Newport (8/14)	First Solar, on glass ¹¹
CZTSSe (cell)	11.3 ± 0.3	1.1761 (da)	0.5333	33.57 ^f	63.0	Newport (10/18)	DGIST, Korea ¹²
CZTS (cell)	10.0 ± 0.2	1.113 (da)	0.7083	21.77 ^a	65.1	NREL (3/17)	UNSW ¹³
<i>Amorphous/microcrystalline</i>							
Si (amorphous cell)	10.2 ± 0.3 ^{i-s}	1.001 (da)	0.896	16.36 ^d	69.8	AIST (7/14)	AIST ¹⁴
Si (microcrystalline cell)	11.9 ± 0.3 ^g	1.044 (da)	0.550	29.72 ^a	75.0	AIST (2/17)	AIST ¹⁵
<i>Perovskite</i>							
Perovskite (cell)	21.6 ± 0.6 ^{j,k}	1.0235 (da)	1.193	21.64 ^l	83.6	CSIRO (6/19)	ANU ¹⁶
Perovskite (minimodule)	18.6 ± 0.2^{i,m}	29.539 (da)	1.089^c	22.64^{c,b}	75.4	NREL (6/20)	UNCarolina, eight cells
<i>Dye sensitized</i>							
Dye (cell)	11.9 ± 0.4n	1.005 (da)	0.744	22.47 ^o	71.2	AIST (9/12)	Sharp ¹⁷
Dye (minimodule)	10.7 ± 0.4n	26.55 (da)	0.754 ^c	20.19 ^{c,p}	69.9	AIST (2/15)	Sharp, seven serial cells ¹⁸
Dye (submodule)	8.8 ± 0.3n	398.8 (da)	0.697 ^c	18.42 ^{c,q}	68.7	AIST (9/12)	Sharp, 26 serial cells ¹⁹
<i>Organic</i>							
Organic (cell)	15.2 ± 0.2g^r	1.015 (da)	0.8467	24.24^b	74.3	FhG-ISE (10/20)	Fraunhofer ISE
Organic (minimodule)	12.6 ± 0.2r	26.129(da)	0.8315 ^c	21.32 ^{c-l}	71.1	FhG-ISE (9/19)	ZAE Bayern (12 cells) ²⁰
Organic (submodule)	11.7 ± 0.2r	203.98 (da)	0.8177 ^c	20.68 ^{c-l}	69.3	FhG-ISE (10/19)	ZAE Bayern (33 cells) ²⁰

Figure 17. Confirmed single-junction terrestrial cell and submodule efficiency measured under STC. (Green, et al., 2020)

Appendix D

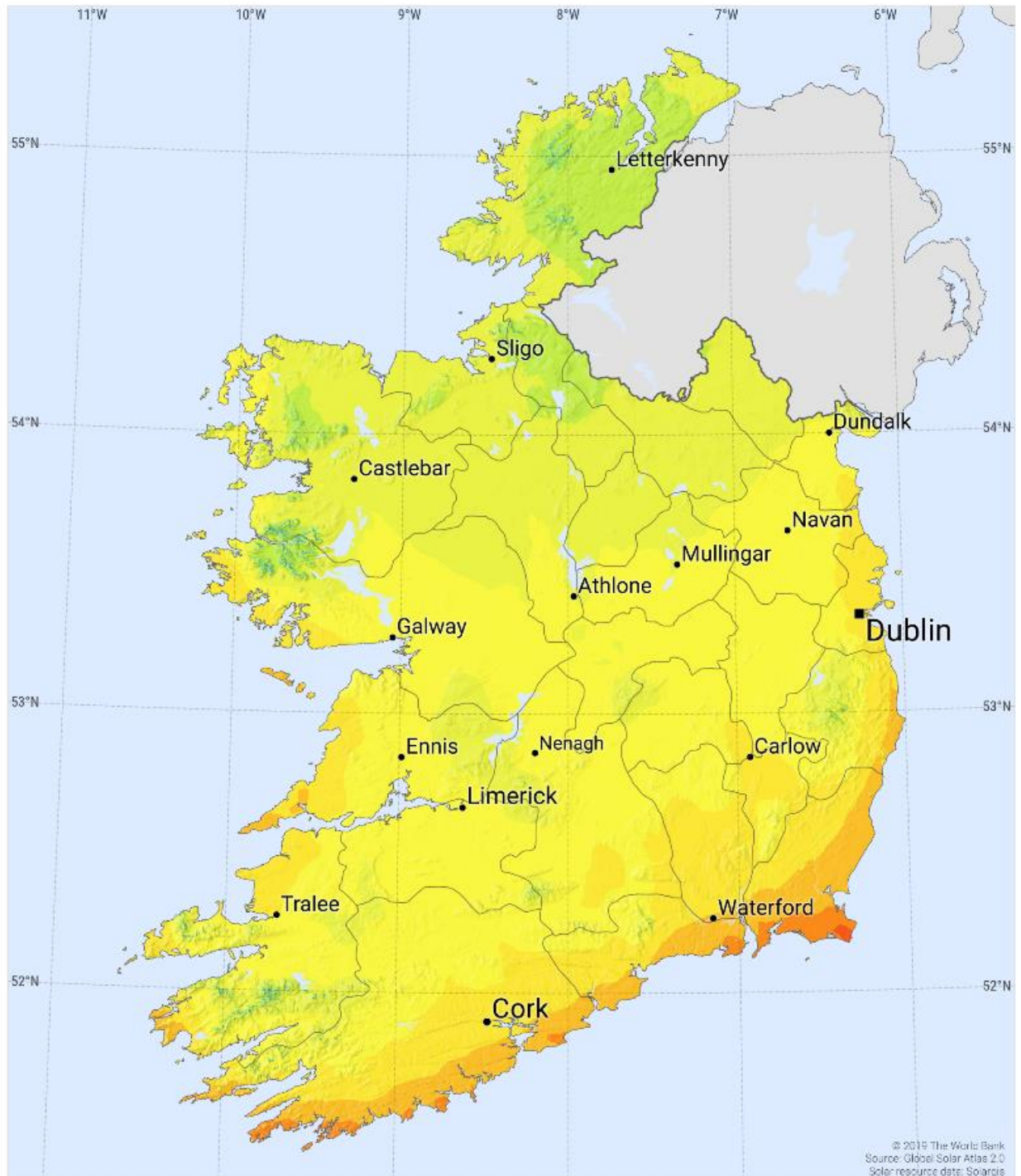





SOLAR RESOURCE MAP

GLOBAL HORIZONTAL IRRADIATION

IRELAND



Long term average of GHI, period 1994-2018

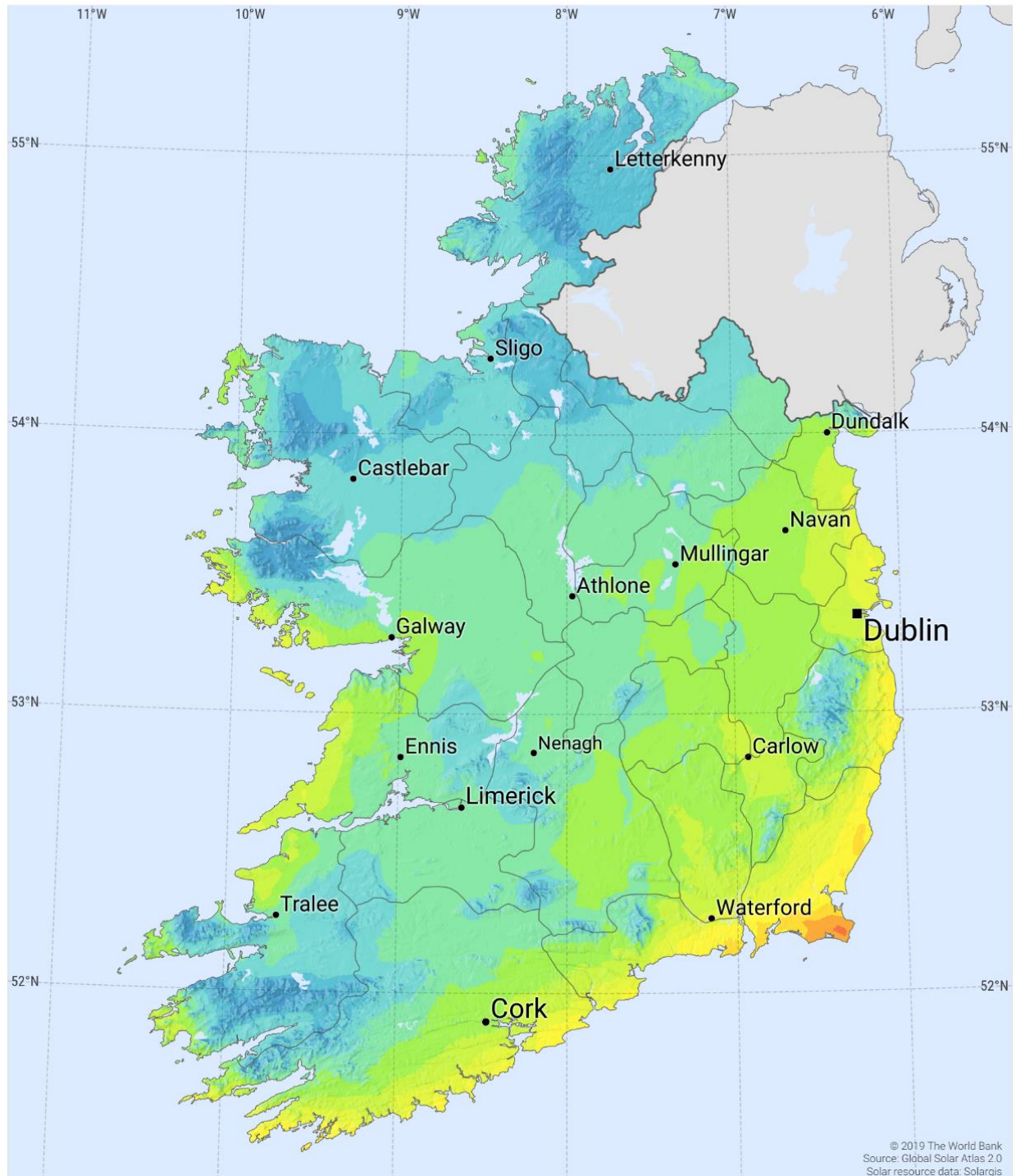


50 km

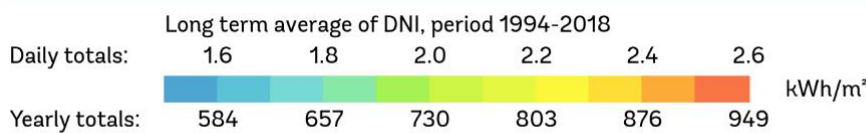
This map is published by the World Bank Group, funded by ESMAP, and prepared by Solargis. For more information and terms of use, please visit <http://globalsolaratlas.info>.

SOLAR RESOURCE MAP

DIRECT NORMAL IRRADIATION IRELAND



© 2019 The World Bank
Source: Global Solar Atlas 2.0
Solar resource data: Solargis



50 km

This map is published by the World Bank Group, funded by ESMAP, and prepared by Solargis. For more information and terms of use, please visit <http://globalsolaratlas.info>.

Appendix E

Parameter	Symbol	Units	Monitoring purpose	Required?			Number of sensors
				Class A High accuracy	Class B Medium accuracy	Class C Basic accuracy	
Irradiance (see 7.3)							
In-plane irradiance (POA)	G_i	W.m ⁻²	Solar resource	√	√ or E	√ or E	Table 4 column 1
Global horizontal irradiance	G_{HI}	W.m ⁻²	Solar resource, connection to historical and satellite data	√	√ or E		Table 4 column 1
Direct normal irradiance	DNI	W.m ⁻²	Solar resource, concentrator	√ for CPV	√ or E for CPV		Table 4 column 1
Diffuse irradiance	G_d	W.m ⁻²		√ for CPV with < 20x concentration	√ or E for CPV with < 20x concentration		Table 4 column 1
Circumsolar ratio	CSR						
Environmental factors (see 7.3)							
PV module temperature	T_{mod}	°C	Determining temperature-related losses	√	√ or E		Table 4 column 2
Ambient air temperature	T_{amb}	°C	Connection to historical data, plus estimation of PV temperatures	√	√ or E	√ or E	Table 4 column 1
Wind speed		m.s ⁻¹		Estimation of PV temperatures	√	√ or E	
Wind direction		degrees	Determining soiling-related losses	√			Table 4 column 1
Soiling ratio	SR			√ if soiling losses expected to be >2 %			
Rainfall		cm	Estimation of soiling losses	√	√ or E		Table 4 column 1
Snow			Estimation of snow-related losses				

Parameter	Symbol	Units	Monitoring purpose	Required?			Number of sensors
				Class A High accuracy	Class B Medium accuracy	Class C Basic accuracy	
Humidity			Estimation of spectral variations				
Tracker system (see 7.4)							
Error in dual-axis tracker primary angle	$\Delta\phi_1$	degrees	Tracker system fault detection, dual-axis	√ for CPV with >20x concentration			Table 4 column 1
Error in dual-axis tracker secondary angle	$\Delta\phi_2$	degrees		√ for CPV with > 20x concentration			Table 4 column 1
Single-axis tracker tilt angle	ϕ_T	degrees	Tracker system fault detection, single-axis	√ for single-axis tracker			Table 4 column 1
Electrical output (see 7.5 and 7.6)							
Array voltage (DC)	V_A	V	Energy output, diagnostics and fault localization	√			At each inverter (optionally at each combiner box or each string)
Array current (DC)	I_A	A		√			
Array power (DC)	P_A	kW	Energy output	√			At each inverter and at system level
Output voltage (AC)	V_{out}	V		√	√		
Output current (AC)	I_{out}	A		√	√		
Output power (AC)	P_{out}	kW		√	√	√	
Output energy	E_{out}	kWh		√	√	√	
Output power factor	λ		Utility request compliance	√	√		At each inverter and at system level
Reduced load demand				If applicable	If applicable		At system level
System output power factor request	λ_{req}		Determine utility or load request compliance and impact on PV system performance	If applicable	If applicable		At system level

Table 6. Requirements for monitoring.

System size (AC)	Number of sensors	
	Column 1	Column 2
< 5 MW	1	6
≥ 5 MW to < 40 MW	2	12
≥ 40 MW to < 100 MW	3	18
≥ 100 MW to < 200 MW	4	24
≥ 200 MW to < 300 MW	5	30
≥ 300 MW to < 500 MW	6	36
≥ 500 MW to < 750 MW	7	42
≥ 750 MW	8	48

Table 7. Relation between system size and number of sensors (this is also known as Table 4 by the Table above).

✓ means a required parameter to measure on site. The symbol “E” indicates that might be estimated based on regional or local meteorological or satellite data, instead of measuring on site.

Appendix F

(Pavkovic, 2013) Properties of several refrigerants.

Substance	R number	Chemical formula	M kg/kmol	NBP °C	CRT °C	CRP bar	Safety group	ODP	GWP ₁₀₀
Carbon dioxide	R-744	CO ₂	44,01	-55,6 ¹	31,6	73,77	A1	0	1
Ammonia	R-717	NH ₃	17,03	-33,3	132,25	113,33	B2 (B2L ²)	0	0
Sulfur dioxide	R-764	SO ₂	64,06	-10,0	157,49	78,84	B1	0	0
Ethylether	R-610	C ₄ H ₁₀ O	74,12	35	194,0	36	-	0	0
Dimethylether	E-170	C ₂ H ₆ O	46,07	-25	126,9	53,7	A3	0	0
Methyl chloride	R-40	CH ₃ Cl	50,49	-24,2	143,1	66,77	B2	0,02	16

¹ – tripple point

² – new class introduced since 2010

Substance	R number	Chemical formula	M kg/kmol	NBP °C	CRT °C	CRP bar	Safety group	ODP	GWP ₁₀₀
Trichlorofluoromethane	R-11	CCl ₃ F	137,4	23,71	197,96	44,1	A1	1	4000
Dichlorodifluoromethane	R-12	CCl ₂ F ₂	120,91	-29,75	111,97	41,4	A1	1	8500
Chlorotrifluoromethane	R-13	CClF ₃	104,5	-81,3	29,2	39,2	A1	1	11700
chlorodifluoromethane	R-22	CHClF ₂	86,47	-40,81	96,15	49,9	A1	0,055	1700
R22/R115	R-502	CHClF ₂ + CF ₃ CClF ₂	111,6	-45,3	80,73	40,2	A1	0,33	5600

Assessments of standards and procedures to measure efficiency and performance of photovoltaic and heat pumps

R number	Chemical formula / composition	M kg/kmol	NBP [°C]	CT [°C]	CP bar	Temp. glide [°C]	Safety group	GWP ₁₀₀
R-32	CH ₂ F ₂	-52,02	-51,65	78,11	57,8	0	A2L ¹	580
R-134A	CH ₂ FCF ₃	102,03	-26,07	101,06	40,6	0	A1	1300
R-404A	R143A/125/134A (52/44/4)	97,6	-46,6	72,14	37,4	0,46	A1	3800
R-407C	R32/125/134A (23/25/52)	86,2	-43,8	86,05	46,3	5,59	A1	1600
R-410A	R32/125 (50/50)	72,59	-51,6	70,17	47,7	0,1	A1	1900
R-507	R143A/125 (50/50)	98,86	-47,1	70,75	37,2	0	A1	4000
R-508A	R23/116 (39/61)	100,1	-87,4	11,01	37,0	0	A1	13000
R-717 ammonia	NH ₃	17,03	-33,3	132,25	113,33	0	B2L ¹	0
R-744 Carbon dioxide	CO ₂	44,01	-55,6	31,6	73,77	0	A1	1
R-600A isobutane	CH(CH ₃) ₃	58,12	-11,6	134,66	36,29	0	A3	20
R-290 propane	C ₃ H ₈	44,1	-42,11	96,74	42,51	0	A3	20
R-1270 propylene	C ₃ H ₆	42,08	-47,62	91,06	45,55	0	A3	20

¹ – new safety classes introduced since 2010

Appendix G

Temp [°C]	Pressure	Volume [m ³ /kg]		Density [kg/m ³]		Enthalpy [kJ/kg]			Entropy [kJ/(kg)(K)]	
	kPa (abs)	Liquid v _f	Vapor v _g	Liquid 1/v _f	Vapor 1/v _g	Liquid h _f	Latent h _{fg}	Vapor h _g	Liquid s _f	Vapor s _g
22	608.49	0.0008	0.0338	1217.0	29.549	230.4	180.7	411.0	1.1060	1.7182
23	627.25	0.0008	0.0328	1213.3	30.462	231.8	179.8	411.6	1.1107	1.7178
24	646.44	0.0008	0.0318	1209.6	31.399	233.2	178.9	412.1	1.1155	1.7175
25	666.06	0.0008	0.0309	1205.9	32.359	234.6	178.0	412.6	1.1202	1.7171
26	686.13	0.0008	0.0300	1202.1	33.344	236.1	177.0	413.1	1.1250	1.7168
27	706.66	0.0008	0.0291	1198.3	34.354	237.5	176.1	413.6	1.1297	1.7165
28	727.64	0.0008	0.0283	1194.4	35.389	238.9	175.2	414.1	1.1345	1.7161
29	749.04	0.0008	0.0274	1190.6	36.451	240.4	174.2	414.6	1.1392	1.7158
30	771.02	0.0008	0.0266	1186.7	37.540	241.8	173.3	415.1	1.1439	1.7155
31	793.43	0.0008	0.0259	1182.8	38.657	243.3	172.3	415.6	1.1487	1.7151
32	816.28	0.0008	0.0251	1178.8	39.802	244.8	171.3	416.1	1.1534	1.7148
33	839.66	0.0009	0.0244	1174.9	40.975	246.2	170.3	416.6	1.1581	1.7145
34	863.53	0.0009	0.0237	1170.8	42.179	247.7	169.3	417.0	1.1628	1.7142
35	887.91	0.0009	0.0230	1166.8	43.413	249.2	168.3	417.5	1.1676	1.7138
36	912.80	0.0009	0.0224	1162.7	44.679	250.6	167.3	418.0	1.1723	1.7135
37	938.20	0.0009	0.0218	1158.6	45.977	252.1	166.3	418.4	1.1770	1.7132
38	964.14	0.0009	0.0211	1154.5	47.308	253.6	165.3	418.9	1.1817	1.7129
39	990.60	0.0009	0.0205	1150.3	48.672	255.1	164.2	419.3	1.1864	1.7125
40	1017.61	0.0009	0.0200	1146.1	50.072	256.6	163.2	419.8	1.1912	1.7122
41	1045.16	0.0009	0.0194	1141.9	51.508	258.1	162.1	420.2	1.1959	1.7119
42	1073.26	0.0009	0.0189	1137.6	52.980	259.6	161.0	420.6	1.2006	1.7115
43	1101.93	0.0009	0.0184	1133.3	54.490	261.1	159.9	421.1	1.2053	1.7112
44	1131.16	0.0009	0.0178	1128.9	56.040	262.7	158.8	421.5	1.2101	1.7108
45	1161.01	0.0009	0.0174	1124.5	57.630	264.2	157.7	421.9	1.2148	1.7105
46	1191.41	0.0009	0.0169	1120.0	59.261	265.7	156.6	422.3	1.2195	1.7101
47	1222.41	0.0009	0.0164	1115.6	60.934	267.3	155.4	422.7	1.2242	1.7097
48	1253.95	0.0009	0.0160	1111.0	62.652	268.8	154.3	423.1	1.2290	1.7093
49	1286.17	0.0009	0.0155	1106.4	64.415	270.4	153.1	423.5	1.2337	1.7090
50	1319.00	0.0009	0.0151	1101.8	66.225	271.9	151.9	423.8	1.2384	1.7086
51	1352.44	0.0009	0.0147	1097.1	68.084	273.5	150.7	424.2	1.2432	1.7082
52	1386.52	0.0009	0.0143	1092.4	69.992	275.1	149.5	424.6	1.2479	1.7077
53	1421.23	0.0009	0.0139	1087.6	71.952	276.6	148.3	424.9	1.2527	1.7073
54	1456.58	0.0009	0.0135	1082.8	73.966	278.2	147.0	425.3	1.2574	1.7069
55	1492.59	0.0009	0.0132	1077.9	76.035	279.8	145.8	425.6	1.2622	1.7064
56	1529.26	0.0009	0.0128	1072.9	78.162	281.4	144.5	425.9	1.2670	1.7059
57	1566.61	0.0009	0.0124	1067.9	80.348	283.0	143.2	426.2	1.2717	1.7055
58	1604.63	0.0009	0.0121	1062.8	82.596	284.6	141.9	426.5	1.2765	1.7051
59	1643.35	0.0009	0.0118	1057.7	84.908	286.3	140.5	426.8	1.2813	1.7044
60	1682.76	0.0010	0.0115	1052.5	87.287	287.9	139.2	427.1	1.2861	1.7039
61	1722.88	0.0010	0.0111	1047.2	89.735	289.5	137.8	427.4	1.2909	1.7033
62	1763.72	0.0010	0.0108	1041.8	92.255	291.2	136.4	427.6	1.2957	1.7028
63	1805.28	0.0010	0.0105	1036.4	94.851	292.9	135.0	427.9	1.3006	1.7021
64	1847.47	0.0010	0.0103	1030.9	97.526	294.5	133.6	428.1	1.3054	1.7015

Table 8. Freon 134a (R-134a) thermodynamics properties.