

ANEXO I

Lunes - 13/03/2023												
#	Municipios		Datos		Sexo			Edad				
	Nombre	Código	Viajes	% Total Viajes	% Hombres	% Mujeres	% NA	0-25	25-45	45-65	65-100	NA
1	Villarrobledo	02081	46024.651	82.628%	4.14%	4.30%	91.56%	4.42%	4.60%	5.21%	2.41%	83.36%
2	Albacete	02003	1258.443	2.259%	21.89%	19.24%	58.87%	15.44%	19.24%	15.99%	5.02%	44.31%
3	San Clemente	16190	1021.660	1.834%	2.89%	0.00%	97.11%	0.93%	2.17%	1.60%	0.81%	94.48%
4	Socuellamos	13078	1007.343	1.808%	0.32%	10.76%	88.93%	14.91%	14.85%	18.33%	0.73%	51.17%
5	El Provencio	16171_AM	653.820	1.174%	0.94%	2.22%	96.84%	1.66%	0.55%	0.95%	0.31%	96.53%
6	Las Pedroñeras	16154	618.406	1.110%	3.20%	6.99%	89.81%	8.34%	1.24%	1.18%	0.00%	89.25%
7	El Bonillo	02019_AM	476.216	0.855%	2.66%	0.00%	97.34%	1.61%	0.00%	1.05%	0.00%	97.34%
8	Tomelloso	13082	441.458	0.793%	3.34%	3.19%	93.47%	16.40%	9.20%	7.09%	0.54%	66.77%
9	Munera	02053	396.710	0.712%	0.64%	0.76%	98.60%	0.00%	2.59%	0.64%	0.76%	96.02%
10	La Roda	02069	373.521	0.671%	2.59%	1.73%	95.68%	0.00%	5.21%	3.24%	0.78%	90.77%
11	Las Mesas	16124_AM	364.610	0.655%	0.00%	13.35%	86.65%	11.46%	0.00%	3.63%	0.00%	84.91%
12	Honrubia	16102_AM	261.889	0.470%	2.22%	2.77%	95.00%	0.00%	1.30%	4.74%	0.98%	92.98%
13	La Gineta	02035_AM	223.455	0.401%	8.62%	5.76%	85.63%	4.94%	12.19%	5.66%	0.00%	77.21%
14	Alcazar de San Juan	13005	100.615	0.181%	20.34%	20.06%	59.60%	18.62%	13.86%	10.25%	0.00%	57.27%
15	Madrid	28079	83.033	0.149%	11.62%	17.53%	70.85%	8.20%	0.00%	3.66%	17.29%	70.85%
16	Rubi	08184	76.583	0.137%	40.81%	59.19%	0.00%	40.81%	0.00%	0.00%	59.19%	0.00%
17	Sisante	16198_AM	66.901	0.120%	0.00%	0.00%	100.00%	12.63%	0.00%	0.00%	0.00%	87.37%
18	Mota del Cuervo	16133	58.331	0.105%	0.00%	7.52%	92.48%	0.00%	0.00%	7.52%	0.00%	92.48%
19	Olvera	11024_AM	52.489	0.094%	0.00%	100.00%	0.00%	0.00%	54.75%	45.25%	0.00%	0.00%
20	Balazote	02012_AM	48.616	0.087%	0.00%	30.59%	69.41%	20.73%	9.86%	0.00%	0.00%	69.41%

Martes - 14/03/2023												
#	Municipios		Datos		Sexo			Edad				
	Nombre	Código	Viajes	% Total Viajes	% Hombres	% Mujeres	% NA	0-25	25-45	45-65	65-100	NA
1	Villarrobledo	02081	47671.259	82.631%	4.80%	5.16%	90.04%	5.07%	5.16%	6.10%	2.77%	80.89%
2	Albacete	02003	1400.767	2.428%	22.00%	16.84%	61.16%	14.80%	18.67%	13.72%	5.91%	46.90%
3	Socuellamos	13078	1013.493	1.757%	2.74%	9.38%	87.89%	11.53%	13.24%	17.53%	1.83%	55.87%
4	San Clemente	16190	937.826	1.626%	2.75%	4.94%	92.31%	2.97%	3.84%	2.78%	0.28%	90.13%
5	El Provencio	16171_AM	680.171	1.179%	4.45%	1.84%	93.71%	3.63%	2.66%	0.00%	0.00%	93.71%
6	Las Pedroñeras	16154	516.265	0.895%	3.85%	3.42%	92.73%	5.99%	1.20%	2.00%	0.68%	90.14%
7	Munera	02053	491.338	0.852%	1.43%	0.00%	98.57%	1.43%	0.00%	0.53%	0.73%	97.31%
8	Tomelloso	13082	475.432	0.824%	1.26%	11.25%	87.48%	13.91%	10.46%	7.71%	1.78%	66.14%
9	El Bonillo	02019_AM	442.696	0.767%	0.56%	0.59%	98.85%	0.00%	1.65%	4.10%	0.77%	93.48%
10	Las Mesas	16124_AM	381.329	0.661%	0.00%	16.66%	83.34%	16.66%	0.80%	0.53%	0.00%	82.01%
11	La Gineta	02035_AM	352.626	0.611%	7.43%	2.81%	89.75%	6.13%	3.26%	2.73%	4.82%	83.06%
12	La Roda	02069	316.814	0.549%	5.74%	4.47%	89.79%	0.00%	2.89%	8.77%	1.31%	87.04%
13	Honrubia	16102_AM	313.412	0.543%	0.95%	1.69%	97.35%	3.05%	3.23%	4.32%	1.82%	87.58%
14	Madrid	28079	133.254	0.231%	26.36%	12.27%	61.38%	22.84%	9.23%	8.78%	0.00%	59.15%
15	Mota del Cuervo	16133	81.330	0.141%	0.00%	0.00%	100.00%	0.00%	0.00%	5.03%	0.00%	94.97%
16	Valencia	46250	75.261	0.130%	47.39%	23.07%	29.54%	9.46%	23.45%	39.84%	9.91%	17.34%
17	Alcazar de San Juan	13005	74.539	0.129%	18.32%	4.86%	76.82%	5.17%	0.00%	23.18%	0.00%	71.65%
18	Pedro Muñoz	13061	72.016	0.125%	0.00%	0.00%	100.00%	0.00%	0.00%	3.32%	5.30%	91.38%
19	Argamasilla del Alba	13019	63.509	0.110%	12.95%	7.62%	79.43%	0.00%	19.40%	6.19%	0.00%	74.41%
20	Tarazona de La Mancha	02073_AM	59.310	0.103%	0.00%	21.87%	78.13%	21.87%	6.58%	0.00%	0.00%	71.55%

Miércoles - 15/03/2023												
#	Municipios		Datos		Sexo			Edad				
	Nombre	Código	Viajes	% Total Viajes	% Hombres	% Mujeres	% NA	0-25	25-45	45-65	65-100	NA
1	Villarrobledo	02081	47503.413	82.860%	4.63%	5.08%	90.29%	5.16%	5.04%	5.31%	2.53%	81.97%
2	Albacete	02003	1342.925	2.342%	20.63%	21.64%	57.74%	15.43%	17.37%	16.83%	4.16%	46.21%
3	Socuellamos	13078	1035.316	1.806%	1.98%	8.80%	89.22%	12.36%	11.19%	16.98%	0.29%	59.17%
4	San Clemente	16190	988.598	1.724%	4.50%	0.92%	94.58%	5.51%	4.25%	1.07%	0.60%	88.58%
5	El Provencio	16171_AM	689.535	1.203%	2.04%	2.63%	95.33%	1.88%	2.42%	0.52%	0.76%	94.42%
6	Las Pedroñeras	16154	623.333	1.087%	3.38%	6.90%	89.72%	10.28%	0.62%	1.83%	0.00%	87.27%
7	Las Mesas	16124_AM	464.572	0.810%	0.00%	15.59%	84.41%	14.74%	4.65%	0.46%	0.00%	80.15%
8	Tomelloso	13082	443.223	0.773%	1.08%	6.92%	92.00%	12.31%	13.46%	5.23%	2.29%	66.71%
9	Munera	02053	375.910	0.656%	1.12%	0.96%	97.92%	0.00%	1.12%	0.00%	3.36%	95.52%
10	El Bonillo	02019_AM	361.842	0.631%	1.45%	0.00%	98.55%	1.45%	1.40%	0.00%	0.46%	96.69%
11	La Roda	02069	295.633	0.516%	5.74%	0.98%	93.28%	0.00%	3.80%	4.46%	2.86%	88.88%
12	Honrubia	16102_AM	285.643	0.498%	4.29%	1.12%	94.59%	0.00%	1.28%	2.16%	1.97%	94.59%
13	La Gineta	02035_AM	263.944	0.460%	10.37%	4.07%	85.57%	6.72%	5.10%	9.96%	1.35%	76.86%
14	Alcazar de San Juan	13005	123.930	0.216%	23.75%	10.28%	65.96%	9.50%	8.58%	18.35%	1.71%	61.86%
15	Madrid	28079	103.407	0.180%	31.96%	28.83%	39.21%	4.41%	22.53%	28.09%	5.75%	39.21%
16	Sisante	16198_AM	80.003	0.140%	0.00%	15.88%	84.12%	15.88%	0.00%	0.00%	0.00%	84.12%
17	Motilla del Palancar	16134	63.235	0.110%	0.00%	0.00%	100.00%	0.00%	0.00%	0.00%	0.00%	100.00%

18	Balazote	02012_AM	60.620	0.106%	6.22%	5.48%	88.30%	0.00%	6.22%	12.90%	0.00%	80.88%
19	Ciudad Real	13034	59.973	0.105%	7.38%	7.41%	85.21%	0.00%	0.00%	19.98%	0.00%	80.02%
20	Tarazona de La Mancha	02073_AM	59.926	0.105%	4.18%	12.60%	83.22%	0.00%	12.60%	4.18%	0.00%	83.22%

Jueves - 16/03/2023												
Municipios			Datos		Sexo			Edad				
#	Nombre	Código	Viajes	% Total Viajes	% Hombres	% Mujeres	% NA	0-25	25-45	45-65	65-100	NA
1	Villarrobledo	02081	47387.899	81.964%	4.43%	4.35%	91.22%	4.27%	5.01%	5.30%	2.47%	82.94%
2	Albacete	02003	1405.273	2.431%	23.51%	18.98%	57.51%	15.51%	19.31%	16.36%	6.21%	42.61%
3	San Clemente	16190	979.078	1.693%	2.00%	1.31%	96.70%	3.40%	2.22%	0.85%	0.56%	92.97%
4	Socuellamos	13078	914.929	1.583%	0.80%	4.43%	94.77%	10.63%	11.14%	18.03%	1.72%	58.48%
5	El Provencio	16171_AM	661.707	1.145%	1.75%	0.00%	98.25%	0.00%	0.00%	1.79%	0.70%	97.51%
6	Las Pedroñeras	16154	596.008	1.031%	3.76%	8.76%	87.48%	10.28%	2.51%	3.39%	0.57%	83.25%
7	Munera	02053	485.222	0.839%	0.45%	0.00%	99.55%	0.00%	1.35%	1.08%	0.00%	97.57%
8	El Bonillo	02019_AM	472.577	0.817%	1.31%	1.18%	97.51%	3.91%	1.68%	0.00%	0.00%	94.41%
9	Tomelloso	13082	459.880	0.795%	0.00%	4.33%	95.67%	11.00%	14.40%	7.51%	1.72%	65.37%
10	Las Mesas	16124_AM	457.694	0.792%	0.46%	20.17%	79.38%	23.01%	0.69%	1.17%	0.00%	75.13%
11	La Roda	02069	393.052	0.680%	8.96%	12.89%	78.15%	13.69%	8.68%	3.13%	0.00%	74.51%
12	Honrubia	16102_AM	309.611	0.536%	9.14%	5.88%	84.97%	6.76%	4.11%	2.99%	1.16%	84.97%
13	La Gineta	02035_AM	269.215	0.466%	9.12%	7.22%	83.67%	11.63%	8.62%	7.42%	2.05%	70.29%
14	Madrid	28079	130.819	0.226%	26.44%	25.46%	48.10%	4.99%	15.39%	20.16%	17.23%	42.22%
15	Alcazar de San Juan	13005	128.137	0.222%	13.37%	5.47%	81.15%	0.00%	5.77%	11.22%	4.53%	78.47%
16	Valencia	46250	99.259	0.172%	47.36%	16.78%	35.86%	18.82%	21.15%	16.60%	10.16%	33.27%
17	Ciudad Real	13034	86.374	0.149%	19.61%	11.52%	68.87%	13.50%	18.05%	16.24%	3.25%	48.96%
18	Sisante	16198_AM	85.791	0.148%	5.50%	17.44%	77.06%	13.55%	5.12%	5.50%	3.89%	71.94%
19	Hellin	02037	84.064	0.145%	33.41%	23.25%	43.34%	17.71%	25.98%	21.91%	8.67%	25.73%
20	Balazote	02012_AM	67.814	0.117%	0.00%	0.00%	100.00%	0.00%	0.00%	0.00%	0.00%	100.00%

Viernes - 17/03/2023												
Municipios			Datos		Sexo			Edad				
#	Nombre	Código	Viajes	% Total Viajes	% Hombres	% Mujeres	% NA	0-25	25-45	45-65	65-100	NA
1	Villarrobledo	02081	48656.527	80.779%	4.32%	4.61%	91.07%	4.51%	4.43%	4.91%	2.36%	83.79%
2	Albacete	02003	1541.310	2.559%	24.18%	19.72%	56.09%	13.47%	18.04%	18.76%	5.41%	44.33%
3	San Clemente	16190	1086.229	1.803%	2.91%	3.17%	93.92%	2.15%	2.14%	4.19%	2.59%	88.93%
4	Socuellamos	13078	1073.516	1.782%	1.49%	6.08%	92.43%	9.03%	11.91%	16.76%	1.24%	61.06%
5	El Provencio	16171_AM	750.837	1.247%	1.33%	0.00%	98.67%	2.14%	0.88%	1.80%	1.55%	93.63%
6	Las Pedroñeras	16154	576.947	0.958%	4.56%	2.48%	92.97%	5.72%	0.00%	4.01%	0.00%	90.27%
7	El Bonillo	02019_AM	483.238	0.802%	1.74%	1.91%	96.35%	3.17%	2.46%	1.72%	0.54%	92.12%
8	Munera	02053	463.821	0.770%	1.84%	1.09%	97.07%	0.00%	1.93%	1.97%	0.27%	95.82%
9	Las Mesas	16124_AM	460.586	0.765%	3.01%	21.49%	75.50%	24.51%	0.67%	0.58%	3.26%	70.98%
10	Tomelloso	13082	460.206	0.764%	2.77%	3.12%	94.11%	11.31%	13.11%	6.02%	1.11%	68.45%
11	Honrubia	16102_AM	293.491	0.487%	6.87%	0.00%	93.13%	3.86%	1.40%	1.61%	2.35%	90.79%
12	Madrid	28079	280.319	0.465%	36.51%	27.63%	35.86%	14.08%	25.37%	18.59%	7.14%	34.82%
13	La Roda	02069	270.052	0.448%	3.58%	5.66%	90.76%	2.51%	5.77%	3.92%	3.81%	83.99%
14	La Gineta	02035_AM	236.998	0.393%	10.48%	1.58%	87.93%	5.95%	3.99%	4.82%	0.00%	85.24%
15	Alcazar de San Juan	13005	142.435	0.236%	17.91%	26.84%	55.25%	14.43%	12.13%	12.83%	6.65%	53.95%
16	Cuenca	16078	87.064	0.145%	22.14%	23.50%	54.35%	25.24%	0.00%	24.23%	7.34%	43.18%
17	Valencia	46250	82.321	0.137%	16.78%	11.99%	71.23%	8.52%	0.00%	19.90%	7.08%	64.50%
18	Pedro Muñoz	13061	75.057	0.125%	0.00%	0.00%	100.00%	0.00%	0.00%	5.43%	0.00%	94.57%
19	Ciudad Real	13034	74.513	0.124%	13.79%	30.05%	56.15%	0.00%	32.60%	32.00%	0.00%	35.40%
20	Balazote	02012_AM	68.470	0.114%	0.00%	22.85%	77.15%	22.85%	0.00%	0.00%	0.00%	77.15%

Sábado - 18/03/2023												
Municipios			Datos		Sexo			Edad				
#	Nombre	Código	Viajes	% Total Viajes	% Hombres	% Mujeres	% NA	0-25	25-45	45-65	65-100	NA
1	Villarrobledo	02081	45070.306	83.718%	3.43%	3.56%	93.01%	3.40%	3.45%	4.21%	1.71%	87.24%
2	Albacete	02003	1118.558	2.078%	18.72%	15.52%	65.76%	14.36%	12.58%	12.39%	4.14%	56.53%
3	Socuellamos	13078	1035.667	1.924%	6.99%	4.15%	88.86%	10.08%	19.25%	18.84%	1.67%	50.15%
4	San Clemente	16190	775.977	1.441%	8.48%	3.89%	87.64%	6.69%	7.28%	2.21%	1.77%	82.05%
5	El Provencio	16171_AM	672.852	1.250%	12.93%	9.54%	77.53%	3.31%	3.20%	8.06%	9.26%	76.17%
6	Las Mesas	16124_AM	455.235	0.846%	4.28%	10.92%	84.80%	5.39%	3.35%	5.50%	3.35%	82.42%
7	Las Pedroñeras	16154	448.561	0.833%	3.18%	24.38%	72.45%	19.86%	4.13%	4.49%	1.64%	69.88%
8	Tomelloso	13082	423.886	0.787%	9.50%	15.75%	74.75%	21.89%	12.03%	9.76%	0.82%	55.51%
9	Munera	02053	366.595	0.681%	8.92%	5.44%	85.64%	8.12%	1.00%	6.51%	1.19%	83.18%
10	Honrubia	16102_AM	364.525	0.677%	5.37%	5.58%	89.05%	5.38%	2.74%	5.68%	2.42%	83.79%
11	El Bonillo	02019_AM	340.351	0.632%	6.08%	4.61%	89.30%	8.65%	1.23%	5.56%	1.89%	82.67%
12	La Gineta	02035_AM	180.614	0.335%	0.00%	6.17%	93.83%	3.58%	5.00%	1.18%	6.12%	84.13%
13	Valencia	46250	169.008	0.314%	8.08%	2.14%	89.78%	0.00%	6.47%	4.89%	3.20%	85.45%
14	La Roda	02069	168.601	0.313%	5.93%	0.00%	94.07%	4.45%	0.00%	3.42%	0.00%	92.14%
15	Madrid	28079	155.810	0.289%	27.25%	27.59%	45.16%	19.97%	10.83%	22.36%	1.68%	45.16%

16	Ciudad Reak	13034	88.769	0.165%	17.17%	19.05%	63.79%	14.77%	11.00%	10.45%	5.97%	57.82%
17	Cuenca	16078	87.568	0.163%	17.92%	9.13%	72.95%	0.00%	6.00%	15.56%	7.63%	70.81%
18	Pedro Muñoz	13061	78.256	0.145%	0.00%	8.03%	91.97%	0.00%	8.03%	0.00%	0.00%	91.97%
19	Miguel Esteban	45101_AM	75.369	0.140%	5.39%	6.52%	88.09%	0.00%	5.39%	6.02%	6.52%	82.07%
20	Sisante	16198_AM	74.913	0.139%	3.65%	0.00%	96.35%	0.00%	0.00%	0.00%	3.65%	96.35%

Domingo - 19/03/2023												
	Municipios		Datos		Sexo			Edad				
#	Nombre	Código	Viajes	% Total Viajes	% Hombres	% Mujeres	% NA	0-25	25-45	45-65	65-100	NA
1	Villarrobledo	02081	38671.439	83.235%	2.68%	2.98%	94.34%	2.51%	2.93%	3.54%	1.45%	89.56%
2	Socuellamos	13078	821.530	1.768%	2.16%	7.36%	90.47%	7.57%	9.91%	13.35%	0.35%	68.82%
3	San Clemente	16190	764.880	1.646%	8.02%	3.27%	88.71%	3.67%	3.03%	4.47%	2.48%	86.35%
4	Albacete	02003	753.234	1.621%	18.95%	21.00%	60.05%	11.96%	16.17%	15.31%	5.11%	51.46%
5	Las Mesas	16124_AM	571.233	1.229%	5.89%	8.61%	85.50%	5.61%	5.49%	4.57%	1.71%	82.63%
6	El Provencio	16171_AM	432.462	0.931%	1.94%	4.31%	93.75%	2.24%	1.47%	2.15%	4.10%	90.04%
7	Tomelloso	13082	353.487	0.761%	2.33%	4.76%	92.91%	10.63%	12.70%	9.42%	0.00%	67.25%
8	Las Pedroñeras	16154	340.346	0.733%	0.00%	4.93%	95.07%	4.93%	0.00%	1.32%	0.00%	93.75%
9	El Bonillo	02019_AM	299.300	0.644%	4.24%	0.00%	95.76%	4.24%	2.12%	5.04%	0.00%	88.59%
10	Honrubia	16102_AM	257.832	0.555%	8.33%	4.62%	87.05%	4.68%	2.30%	3.65%	2.32%	87.05%
11	Munera	02053	241.032	0.519%	4.43%	1.67%	93.91%	0.00%	6.35%	1.67%	0.00%	91.98%
12	Valencia	46250	205.632	0.443%	5.52%	11.73%	82.76%	10.26%	7.05%	3.90%	4.59%	74.20%
13	Villahermosa	13089_AM	158.527	0.341%	10.63%	8.65%	80.73%	15.15%	2.99%	2.91%	0.00%	78.95%
14	La Roda	02069	133.794	0.288%	1.67%	4.46%	93.87%	4.46%	0.00%	1.67%	0.00%	93.87%
15	Madrid	28079	127.044	0.273%	11.02%	41.35%	47.63%	16.29%	16.20%	13.47%	6.41%	47.63%
16	La Gineta	02035_AM	126.949	0.273%	7.61%	0.00%	92.39%	8.92%	5.79%	1.82%	4.45%	79.02%
17	Alicante	03014	77.308	0.166%	19.08%	17.82%	63.10%	24.51%	0.00%	9.15%	6.79%	59.55%
18	Mota del Cuervo	16133	70.938	0.153%	5.73%	0.00%	94.27%	0.00%	5.73%	3.03%	0.00%	91.24%
19	Toledo	45168	68.702	0.148%	3.64%	53.22%	43.15%	46.51%	6.70%	0.00%	8.17%	38.62%
20	Murcia	30030	64.999	0.140%	30.72%	14.85%	54.43%	24.11%	0.00%	17.20%	4.27%	54.43%

Lunes - 20/03/2023												
	Municipios		Datos		Sexo			Edad				
#	Nombre	Código	Viajes	% Total Viajes	% Hombres	% Mujeres	% NA	0-25	25-45	45-65	65-100	NA
1	Villarrobledo	02081	46947.172	82.292%	4.30%	4.30%	91.39%	4.10%	4.52%	5.22%	2.21%	83.95%
2	Albacete	02003	1241.968	2.177%	22.21%	15.82%	61.97%	14.33%	16.82%	16.98%	5.08%	46.79%
3	Socuellamos	13078	1065.687	1.868%	3.17%	7.21%	89.62%	15.87%	11.26%	15.82%	0.34%	56.71%
4	San Clemente	16190	965.997	1.693%	6.11%	4.53%	89.35%	6.61%	2.08%	2.44%	0.00%	88.87%
5	Las Pedroñeras	16154	662.584	1.161%	2.38%	7.33%	90.29%	10.52%	0.00%	1.82%	0.00%	87.65%
6	El Provencio	16171_AM	645.817	1.132%	0.98%	2.20%	96.82%	1.00%	2.16%	2.14%	0.80%	93.91%
7	Las Mesas	16124_AM	456.219	0.800%	1.35%	11.64%	87.01%	11.90%	4.99%	1.67%	0.62%	80.82%
8	El Bonillo	02019_AM	443.296	0.777%	4.10%	2.21%	93.69%	1.59%	1.81%	3.64%	6.10%	86.86%
9	Tomelloso	13082	407.006	0.713%	5.85%	3.18%	90.97%	14.51%	14.36%	10.65%	3.45%	57.02%
10	Munera	02053	402.629	0.706%	0.66%	0.00%	99.34%	0.00%	0.66%	0.65%	1.02%	97.67%
11	Honrubia	16102_AM	344.092	0.603%	5.63%	4.72%	89.65%	0.00%	3.58%	5.73%	1.81%	88.88%
12	La Roda	02069	338.306	0.593%	6.33%	5.08%	88.59%	2.25%	6.42%	6.22%	2.09%	83.02%
13	La Gineta	02035_AM	235.624	0.413%	4.46%	9.18%	86.36%	0.00%	12.91%	4.96%	4.20%	77.93%
14	Valencia	46250	126.279	0.221%	8.72%	9.86%	81.42%	0.00%	6.97%	30.20%	1.92%	60.90%
15	Balazote	02012_AM	108.897	0.191%	0.00%	11.83%	88.17%	11.83%	0.00%	0.00%	0.00%	88.17%
16	Gandia	46131	94.326	0.165%	16.20%	6.75%	77.05%	6.39%	7.68%	23.07%	4.73%	58.13%
17	Alcazar de San Juan	13005	91.380	0.160%	11.70%	15.37%	72.92%	26.11%	5.63%	2.39%	2.43%	63.44%
18	Madrid	28079	89.190	0.156%	33.07%	26.20%	40.73%	11.12%	27.51%	27.23%	6.66%	27.47%
19	Mota del Cuervo	16133	71.099	0.125%	0.00%	17.00%	83.00%	0.00%	17.00%	0.00%	0.00%	83.00%
20	Tarazona de La Mancha	02073_AM	66.704	0.117%	0.00%	0.00%	100.00%	0.00%	0.00%	4.13%	0.00%	95.87%

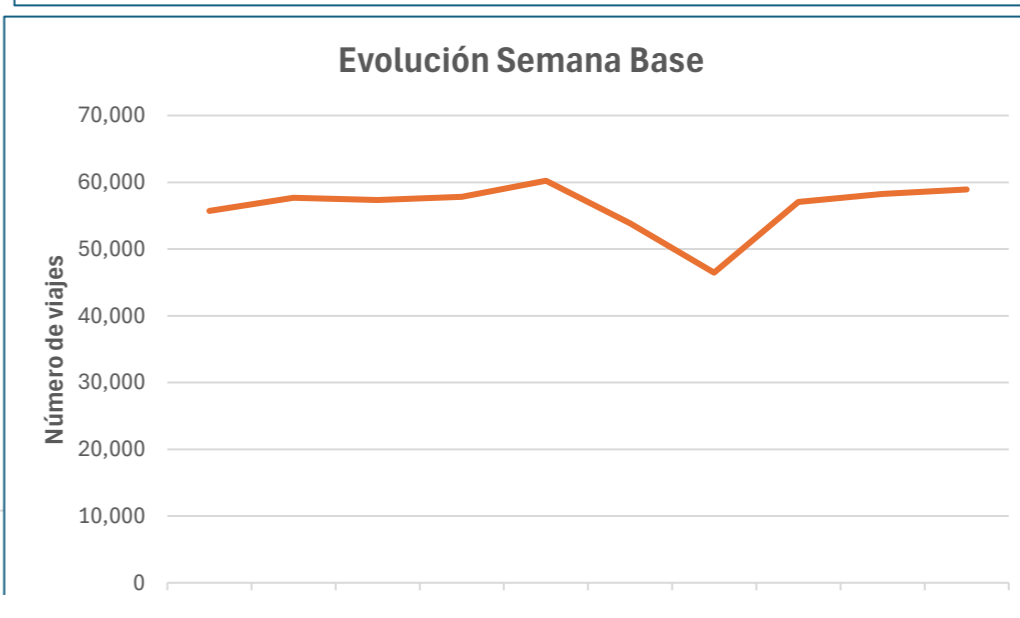
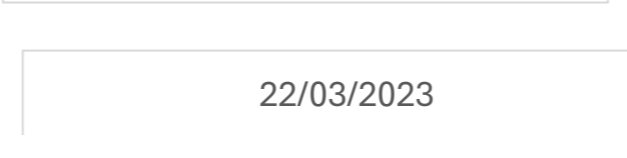
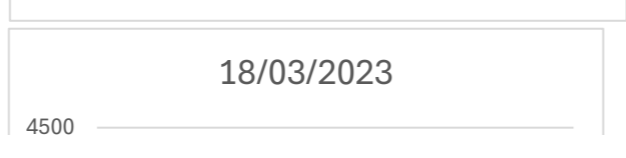
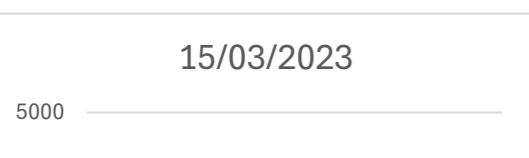
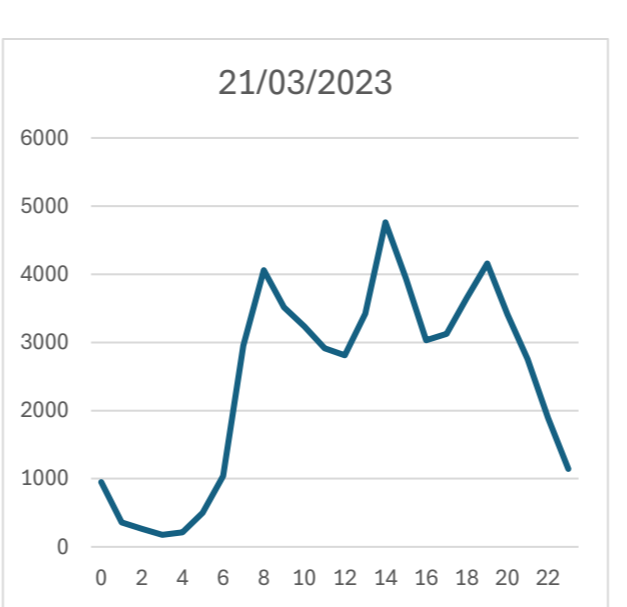
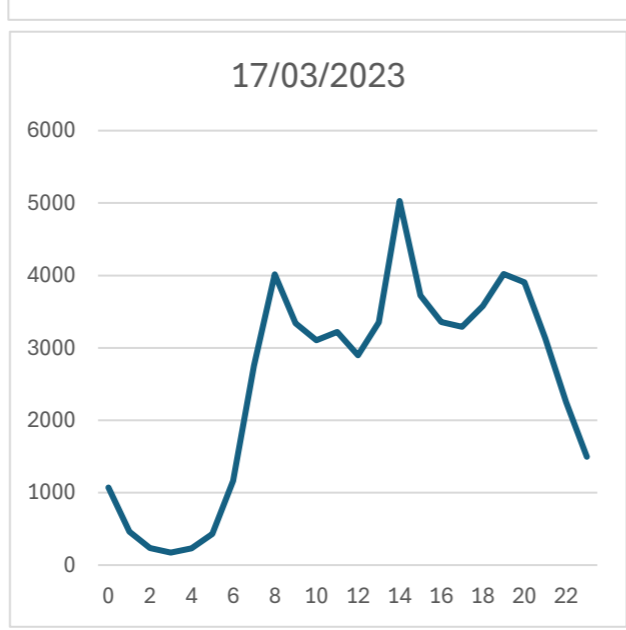
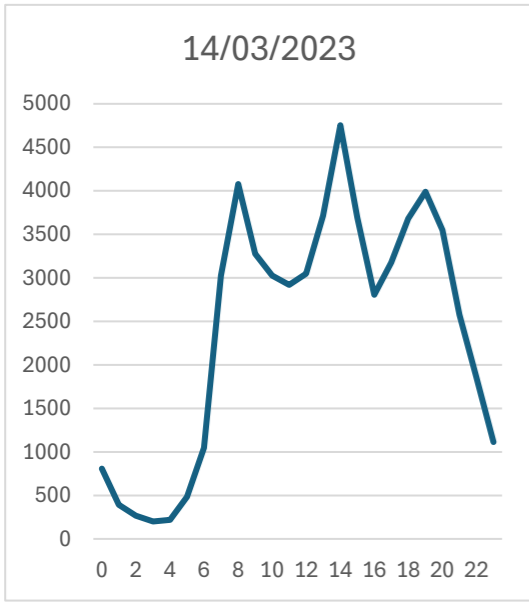
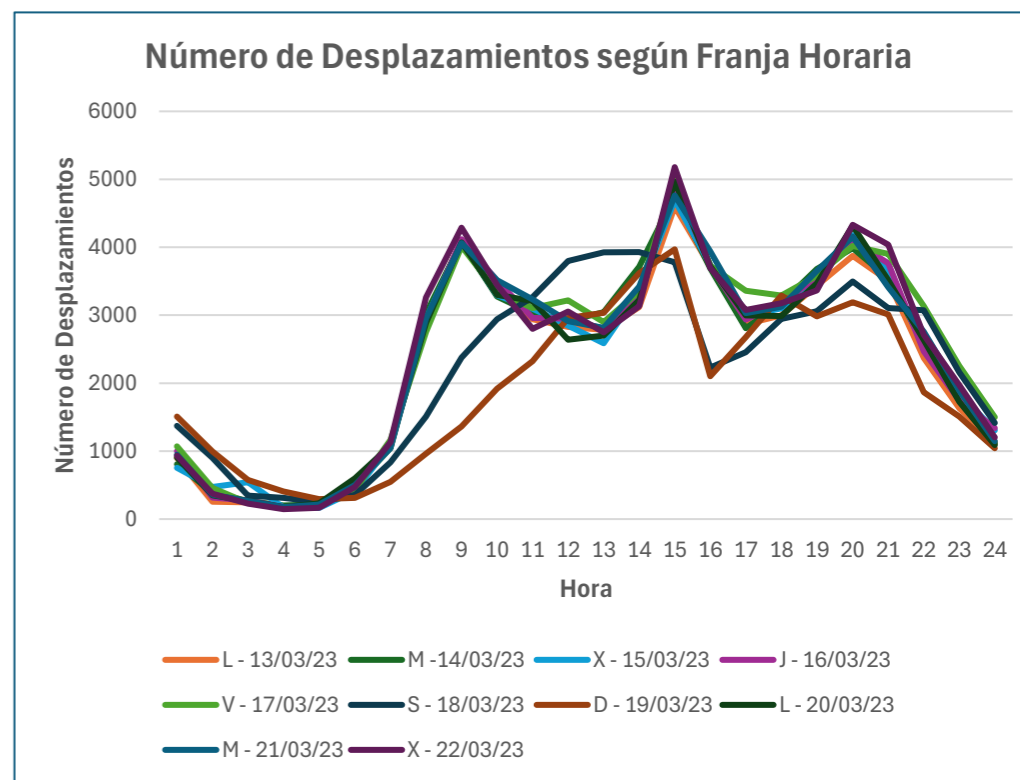
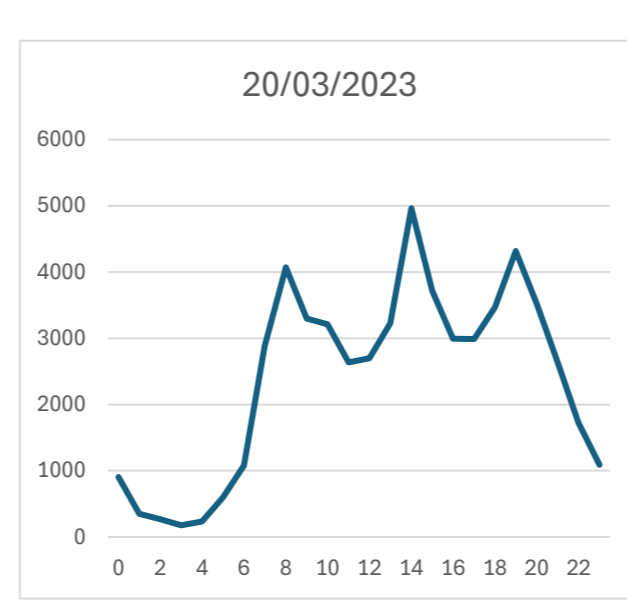
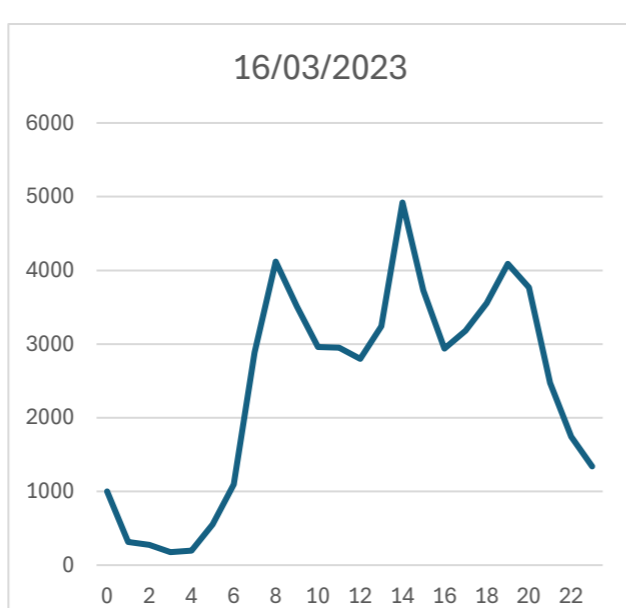
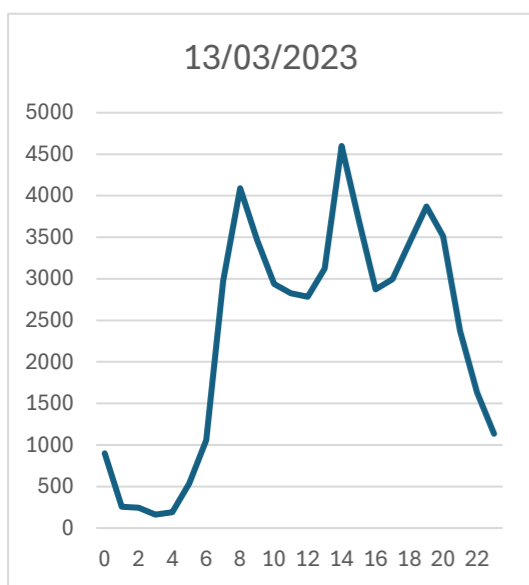
Martes - 21/03/2023												
	Municipios		Datos		Sexo			Edad				
#	Nombre	Código	Viajes	% Total Viajes	% Hombres	% Mujeres	% NA	0-25	25-45	45-65	65-100	NA
1	Villarrobledo	02081	48297.054	82.874%	4.05%	4.10%	91.86%	4.27%	4.31%	4.82%	2.31%	84.30%
2	Albacete	02003	1379.128	2.366%	20.54%	15.85%	63.61%	14.31%	16.57%	14.86%	5.21%	49.05%
3	San Clemente	16190	988.915	1.697%	4.71%	1.41%	93.88%	2.88%	4.63%	4.90%	0.42%	87.18%
4	Socuellamos	13078	923.726	1.585%	4.01%	5.41%	90.58%	10.84%	12.74%	19.85%	1.43%	55.13%
5	El Provencio	16171_AM	640.876	1.100%	0.84%	5.09%	94.08%	4.72%	1.35%	0.49%	2.12%	91.32%
6	Las Pedroñeras	16154	596.996	1.024%	1.87%	2.43%	95.70%	3.78%	0.00%	2.50%	0.00%	93.72%
7	Las Mesas	16124_AM	532.668	0.914%	0.00%	13.40%	86.60%	16.72%	0.60%	1.42%	2.47%	78.80%
8	El Bonillo	02019_AM	486.157	0.834%	0.81%	0.00%	99.19%	1.65%	1.64%	0.47%	0.82%	95.42%
9	Munera	02053	429.158	0.736%	0.50%	1.07%	98.43%	0.00%	1.07%	0.50%	0.00%	98.43%
10	Tomelloso	13082	387.706	0.665%	2.17%	1.36%	96.48%	5.10%	19.74%	8.39%	1.30%	65.47%
11	La Roda	02069	353.572	0.607%	3.29%	6.65%	90.06%	9.11%	3.49%	3.86%	3.50%	80.05%
12	Honrubia	16102_AM	339.167	0.582%	1.69%	8.81%	89.50%	0.00%	0.96%	5.19%	7.73%	86.11%
13	La Gineta	02035_AM	333.578	0.572%	9.07%	4.48%	86.44%	9.38%	3.99%	4.21%	0.73%	81.69%

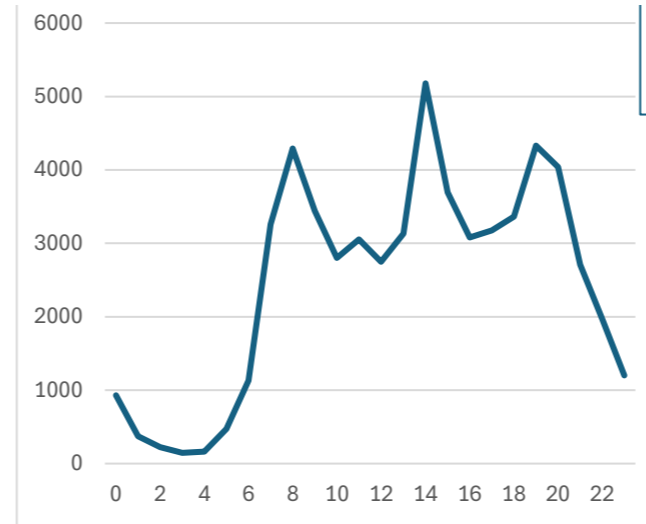
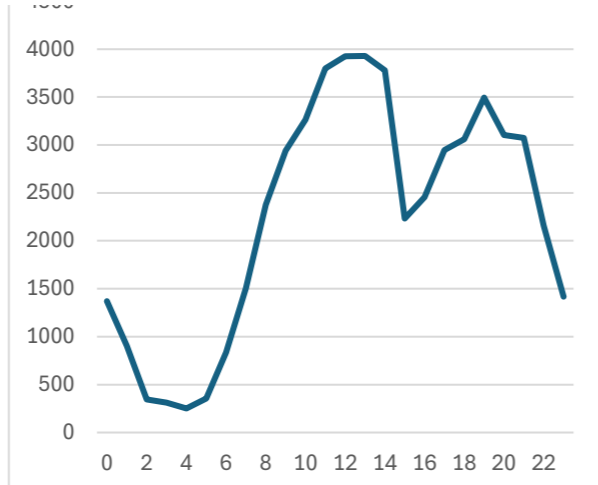
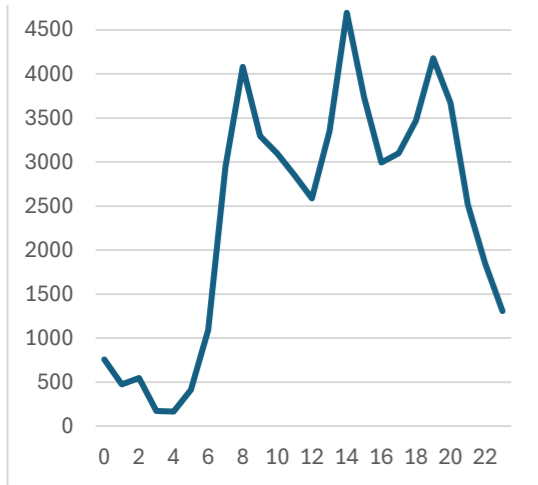
14	Alcazar de San Juan	13005	113.577	0.195%	24.24%	6.88%	68.87%	33.76%	6.28%	7.84%	0.00%	52.11%
15	Madrid	28079	95.082	0.163%	23.42%	8.92%	67.65%	7.38%	21.71%	3.25%	3.96%	63.70%
16	Cuenca	16078	94.257	0.162%	16.18%	12.52%	71.30%	0.00%	15.84%	13.77%	9.06%	61.32%
17	Villamayor de Santiago	16249_AM	81.374	0.140%	49.77%	0.00%	50.23%	0.00%	0.00%	0.00%	49.77%	50.23%
18	Valencia	46250	80.078	0.137%	24.98%	17.74%	57.28%	10.53%	14.36%	19.33%	16.66%	39.12%
19	Mota del Cuervo	16133	73.950	0.127%	0.00%	0.00%	100.00%	0.00%	3.36%	0.00%	0.00%	96.64%
20	Balazote	02012_AM	58.734	0.101%	0.00%	5.33%	94.67%	0.00%	5.33%	5.12%	0.00%	89.55%

Miércoles - 22/03/2023												
	Municipios		Datos		Sexo			Edad				
#	Nombre	Código	Viajes	% Total Viajes	% Hombres	% Mujeres	% NA	0-25	25-45	45-65	65-100	NA
1	Villarrobledo	02081	48832.563	82.897%	5.84%	5.89%	88.26%	6.35%	5.82%	6.45%	3.36%	78.02%
2	Albacete	02003	1313.379	2.230%	22.45%	22.51%	55.03%	16.45%	19.06%	17.88%	3.94%	42.67%
3	San Clemente	16190	1063.491	1.805%	5.73%	2.43%	91.84%	3.76%	2.16%	2.22%	1.28%	90.58%
4	Socuellamos	13078	1032.518	1.753%	5.80%	3.43%	90.77%	15.42%	17.95%	10.81%	0.33%	55.50%
5	El Provencio	16171_AM	721.971	1.226%	0.00%	0.00%	100.00%	0.00%	0.96%	0.70%	0.49%	97.84%
6	Las Pedroñeras	16154	558.764	0.949%	2.15%	4.01%	93.84%	1.47%	3.56%	3.24%	0.00%	91.73%
7	Las Mesas	16124_AM	541.127	0.919%	1.53%	21.56%	76.91%	23.04%	1.50%	0.90%	0.00%	74.55%
8	El Bonillo	02019_AM	490.037	0.832%	2.00%	1.74%	96.26%	1.74%	1.69%	0.60%	1.07%	94.90%
9	Tomelloso	13082	402.551	0.683%	0.00%	0.00%	100.00%	6.72%	16.47%	6.65%	1.55%	68.60%
10	Munera	02053	398.290	0.676%	1.81%	0.00%	98.19%	0.00%	1.81%	0.00%	0.44%	97.76%
11	La Roda	02069	319.157	0.542%	2.46%	1.24%	96.29%	6.02%	2.77%	2.74%	0.55%	87.93%
12	Honrubia	16102_AM	317.811	0.540%	3.57%	6.35%	90.08%	5.73%	0.80%	2.18%	3.67%	87.63%
13	La Gineta	02035_AM	264.763	0.449%	11.07%	1.54%	87.39%	8.49%	4.73%	2.07%	1.48%	83.24%
14	Alcazar de San Juan	13005	141.332	0.240%	13.43%	21.23%	65.34%	22.42%	3.48%	8.03%	8.77%	57.30%
15	Madrid	28079	103.434	0.176%	43.01%	0.00%	56.99%	17.66%	0.00%	16.68%	8.67%	56.99%
16	Mota del Cuervo	16133	71.232	0.121%	7.28%	18.61%	74.11%	18.61%	0.00%	3.52%	3.77%	74.11%
17	Alcaraz	02008_AM	59.625	0.101%	45.84%	0.00%	54.16%	0.00%	0.00%	45.84%	0.00%	54.16%
18	Balazote	02012_AM	57.386	0.097%	0.00%	0.00%	100.00%	0.00%	0.00%	4.71%	0.00%	95.29%
19	Sisante	16198_AM	56.226	0.095%	0.00%	0.00%	100.00%	0.00%	0.00%	0.00%	0.00%	100.00%
20	Pedro Muñoz	13061	53.563	0.091%	0.00%	0.00%	100.00%	0.00%	0.00%	0.00%	0.00%	100.00%

ANEXO II

Día	Periodo																							Total Viajes	
	0	1	2	3	4	5	6	7	8	9	10	11	12	13	14	15	16	17	18	19	20	21	22		23
13/03/2023	899.00	256.14	245.13	161.36	190.39	539.10	1057.32	2977.03	4091.35	3467.80	2939.67	2827.40	2785.16	3122.02	4599.57	3716.45	2871.71	2996.31	3436.78	3872.24	3511.74	2371.41	1630.03	1136.24	55701.34
14/03/2023	805.84	392.19	266.11	200.26	217.66	482.27	1047.63	3024.55	4078.33	3275.57	3027.14	2919.19	3046.43	3715.28	4754.05	3691.24	2806.61	3178.04	3681.50	3988.60	3546.59	2578.20	1855.40	1113.20	57691.88
15/03/2023	757.09	472.73	544.75	169.76	164.34	411.63	1092.23	2946.44	4081.45	3295.17	3094.49	2848.00	2586.83	3350.49	4695.83	3737.22	2993.05	3099.93	3470.34	4178.48	3670.18	2515.73	1846.42	1307.07	57329.62
16/03/2023	1002.12	315.49	276.57	176.24	198.50	551.10	1096.94	2887.20	4118.87	3512.04	2961.68	2950.46	2797.14	3242.88	4920.99	3726.37	2937.99	3179.24	3553.20	4089.67	3765.79	2471.48	1745.27	1338.19	57815.42
17/03/2023	1071.19	459.61	237.05	172.58	229.22	430.04	1165.89	2751.32	4014.78	3341.06	3106.15	3219.27	2896.99	3352.66	5028.64	3725.70	3357.86	3289.05	3580.06	4019.89	3903.83	3133.29	2250.99	1496.91	60234.02
18/03/2023	1370.91	902.92	344.38	313.03	251.01	355.48	836.55	1506.59	2377.13	2939.32	3264.45	3798.09	3926.54	3928.69	3779.34	2231.11	2456.71	2947.55	3060.53	3494.60	3104.15	3073.08	2158.08	1415.81	53836.06
19/03/2023	1510.12	994.44	574.82	404.17	293.69	313.15	547.72	961.85	1361.50	1920.46	2324.53	2961.06	3035.30	3617.20	3969.43	2101.24	2675.95	3288.66	2982.65	3190.16	3012.70	1866.14	1510.32	1043.45	46460.69
20/03/2023	903.74	350.21	266.83	175.90	231.41	599.95	1078.14	2887.33	4071.64	3298.49	3209.14	2638.12	2699.66	3223.99	4963.63	3718.11	2995.91	2989.10	3467.78	4318.32	3514.16	2635.00	1724.69	1088.42	57049.66
21/03/2023	949.66	357.88	265.56	176.36	213.08	499.22	1041.27	2951.14	4060.69	3516.32	3231.31	2912.36	2812.06	3423.09	4762.33	3940.22	3030.64	3123.64	3650.69	4158.09	3412.20	2756.54	1889.27	1144.22	58277.84
22/03/2023	932.05	371.24	225.16	146.02	164.08	474.22	1129.88	3258.91	4289.93	3442.61	2800.64	3052.87	2748.81	3132.26	5179.19	3694.85	3079.65	3175.52	3364.89	4329.23	4037.22	2708.03	1968.47	1201.97	58907.69

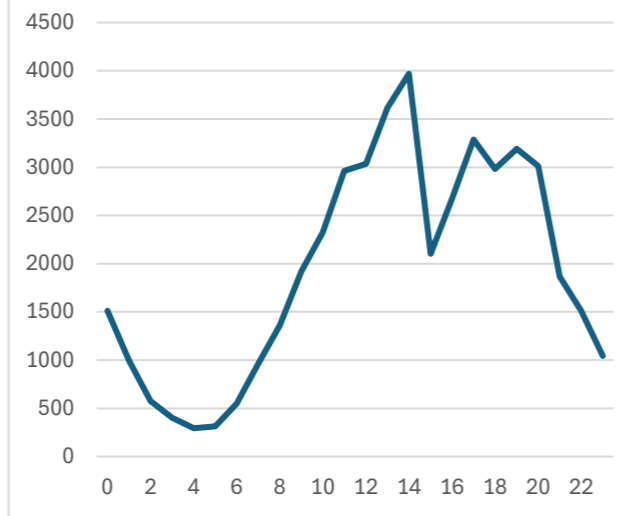




44998 44999 45000 45001 45002 45003 45004 45005 45006 45007

Día

19/03/2023



ANEXO III

Lunes - 24/04/2023												
#	Municipios		Datos		Sexo			Edad				
	Nombre	Código	Viajes	% Total Viajes	% Hombres	% Mujeres	% NA	0-25	25-45	45-65	65-100	NA
1	Villarrobledo	02081	60636.660	86.150%	4.24%	3.74%	92.02%	4.28%	3.92%	4.36%	2.29%	85.15%
2	Albacete	02003	1133.342	1.610%	20.01%	19.94%	60.05%	14.77%	17.46%	16.07%	4.56%	47.14%
3	El Provencio	16171_AM	1122.510	1.595%	4.85%	4.63%	90.51%	4.52%	3.37%	1.91%	1.03%	89.17%
4	Socuellamos	13078	970.599	1.379%	10.97%	7.98%	81.05%	15.83%	9.75%	15.26%	1.98%	57.18%
5	San Clemente	16190	897.851	1.276%	3.09%	2.68%	94.23%	1.70%	3.01%	3.34%	0.37%	91.58%
6	Las Pedroñeras	16154	573.248	0.814%	8.14%	4.11%	87.74%	7.68%	4.30%	4.31%	1.48%	82.23%
7	Tomelloso	13082	470.089	0.668%	5.10%	1.15%	93.74%	7.36%	10.09%	10.37%	0.52%	71.64%
8	Munera	02053	395.027	0.561%	2.06%	2.50%	95.44%	0.00%	1.89%	1.96%	2.22%	93.93%
9	Las Mesas	16124_AM	378.189	0.537%	1.39%	0.00%	98.61%	1.63%	3.78%	1.39%	0.00%	93.20%
10	El Bonillo	02019_AM	333.442	0.474%	2.84%	3.64%	93.52%	0.00%	4.81%	1.74%	2.22%	91.24%
11	La Roda	02069	305.626	0.434%	9.66%	1.03%	89.30%	3.91%	5.65%	3.00%	1.80%	85.64%
12	Honrubia	16102_AM	267.869	0.381%	1.80%	4.31%	93.88%	3.18%	0.00%	3.24%	0.78%	92.80%
13	La Gineta	02035_AM	217.122	0.308%	3.49%	4.89%	91.63%	3.90%	4.38%	5.18%	2.52%	84.02%
14	Mota del Cuervo	16133	136.123	0.193%	17.08%	26.30%	56.62%	43.38%	0.00%	0.00%	2.06%	54.57%
15	Alcázar de San Juan	13005	120.582	0.171%	13.90%	18.95%	67.16%	8.93%	12.07%	11.85%	2.10%	65.05%
16	Madrid	28079	96.038	0.136%	28.45%	12.89%	58.66%	9.25%	19.00%	13.10%	0.00%	58.66%
17	Tarazona de La Mancha	02073_AM	67.304	0.096%	7.91%	22.29%	69.81%	22.29%	0.00%	7.91%	0.00%	69.81%
18	Valencia	46250	59.245	0.084%	53.21%	6.67%	40.12%	23.52%	22.68%	27.79%	0.00%	26.01%
19	Chichilla de Montearagón	02029	52.276	0.074%	8.76%	0.00%	91.24%	0.00%	0.00%	5.61%	10.80%	83.59%
20	Manzanares	13053_AM	50.451	0.072%	26.04%	0.00%	73.96%	0.00%	26.58%	22.17%	3.95%	47.29%

Martes - 25/04/2023												
#	Municipios		Datos		Sexo			Edad				
	Nombre	Código	Viajes	% Total Viajes	% Hombres	% Mujeres	% NA	0-25	25-45	45-65	65-100	NA
1	Villarrobledo	02081	60466.009	84.588%	4.60%	4.32%	91.08%	4.64%	4.69%	5.38%	2.63%	82.66%
2	Albacete	02003	1336.340	1.869%	18.35%	18.60%	63.05%	16.00%	13.25%	16.43%	5.49%	48.83%
3	El Provencio	16171_AM	1182.040	1.654%	2.89%	2.15%	94.96%	2.34%	2.43%	1.55%	1.65%	92.03%
4	Socuellamos	13078	1068.084	1.494%	13.10%	4.31%	82.59%	17.15%	12.20%	18.19%	0.41%	52.05%
5	San Clemente	16190	968.169	1.354%	1.96%	1.36%	96.68%	0.64%	2.58%	2.56%	0.93%	93.28%
6	Las Pedroñeras	16154	672.036	0.940%	3.81%	5.12%	91.07%	8.93%	4.17%	0.85%	0.00%	86.05%
7	Tomelloso	13082	496.508	0.695%	3.85%	5.68%	90.47%	6.50%	6.53%	10.95%	0.00%	76.03%
8	Las Mesas	16124_AM	385.876	0.540%	0.00%	1.15%	98.85%	5.95%	1.55%	1.15%	0.00%	91.35%
9	La Roda	02069	376.784	0.527%	9.47%	5.93%	84.60%	10.70%	3.61%	1.35%	2.02%	82.32%
10	El Bonillo	02019_AM	375.905	0.526%	1.27%	2.01%	96.72%	0.00%	2.01%	5.37%	0.00%	92.62%
11	Munera	02053	352.621	0.493%	0.00%	0.00%	100.00%	0.00%	0.00%	0.00%	0.00%	100.00%
12	Honrubia	16102_AM	264.396	0.370%	9.25%	2.82%	87.94%	5.61%	4.70%	7.97%	0.00%	81.72%
13	Madrid	28079	257.812	0.361%	14.32%	20.78%	64.90%	6.25%	8.73%	18.34%	3.14%	63.53%
14	La Gineta	02035_AM	224.721	0.314%	13.92%	15.54%	70.54%	10.28%	8.57%	15.79%	2.49%	62.86%
15	Valencia	46250	127.444	0.178%	37.39%	25.30%	37.31%	21.28%	17.03%	24.35%	10.16%	27.19%
16	Mota del Cuervo	16133	122.073	0.171%	19.32%	10.71%	69.97%	30.03%	0.00%	0.00%	2.25%	67.72%
17	Hellín	02037	102.283	0.143%	20.65%	10.53%	68.82%	10.88%	9.58%	6.83%	6.72%	66.00%
18	Alcázar de San Juan	13005	85.136	0.119%	14.35%	18.87%	66.78%	0.00%	12.52%	18.94%	5.69%	62.85%
19	Roquetas de Mar	04079	74.089	0.104%	0.00%	0.00%	100.00%	0.00%	0.00%	0.00%	0.00%	100.00%
20	Sisante	16198_AM	69.113	0.097%	0.00%	6.14%	93.86%	7.09%	0.00%	0.00%	10.95%	81.96%

Miércoles - 26/04/2023												
#	Municipios		Datos		Sexo			Edad				
	Nombre	Código	Viajes	% Total Viajes	% Hombres	% Mujeres	% NA	0-25	25-45	45-65	65-100	NA
1	Villarrobledo	02081	61851.918	81.517%	4.39%	3.86%	91.75%	4.64%	4.46%	4.83%	2.40%	83.67%
2	Albacete	02003	1347.662	1.776%	21.42%	18.78%	59.80%	9.12%	16.41%	20.43%	5.25%	48.78%
3	El Provencio	16171_AM	1253.895	1.653%	4.11%	3.87%	92.02%	0.81%	2.46%	3.75%	2.48%	90.50%
4	Socuellamos	13078	1166.450	1.537%	12.10%	6.67%	81.23%	13.97%	15.19%	19.97%	0.75%	50.12%
5	San Clemente	16190	1006.545	1.327%	1.62%	2.94%	95.44%	1.08%	1.12%	1.83%	1.22%	94.76%
6	Las Pedroñeras	16154	649.573	0.856%	6.15%	9.85%	84.00%	14.73%	3.16%	2.36%	0.58%	79.17%
7	Madrid	28079	476.058	0.627%	34.42%	35.41%	30.17%	14.67%	20.04%	26.68%	13.28%	25.34%
8	Munera	02053	471.950	0.622%	0.38%	2.65%	96.96%	1.18%	1.61%	0.38%	1.42%	95.40%
9	Tomelloso	13082	446.293	0.588%	6.28%	2.03%	91.70%	10.25%	9.00%	10.90%	1.52%	68.33%
10	El Bonillo	02019_AM	416.265	0.549%	4.11%	0.00%	95.89%	0.00%	1.79%	3.25%	0.00%	94.96%
11	La Roda	02069	394.011	0.519%	4.90%	6.37%	88.73%	3.19%	1.79%	5.98%	3.37%	85.66%
12	Las Mesas	16124_AM	382.025	0.503%	14.35%	7.33%	78.32%	17.02%	2.38%	3.91%	0.88%	75.82%
13	Honrubia	16102_AM	351.966	0.464%	8.73%	0.80%	90.47%	5.67%	0.00%	5.42%	4.42%	84.48%
14	La Gineta	02035_AM	248.235	0.327%	3.82%	11.78%	84.39%	3.28%	4.60%	10.32%	6.83%	74.97%
15	Valencia	46250	226.273	0.298%	38.94%	42.37%	18.69%	34.33%	20.54%	28.99%	3.65%	12.50%
16	Mota del Cuervo	16133	138.491	0.183%	2.21%	2.80%	94.99%	0.00%	0.00%	5.01%	1.86%	93.13%
17	Cuenca	16078	92.277	0.122%	25.67%	32.17%	42.17%	33.73%	6.09%	30.56%	0.00%	29.63%

18	Alcázar de San Juan	13005	91.281	0.120%	10.53%	20.87%	68.61%	0.00%	21.20%	10.19%	0.00%	68.61%
19	Sisante	16198_AM	84.529	0.111%	3.39%	2.89%	93.72%	0.00%	6.48%	2.89%	0.00%	90.63%
20	Zaragoza	50297	80.290	0.106%	43.27%	35.82%	20.91%	10.26%	17.67%	59.17%	3.83%	9.08%

Jueves - 27/04/2023												
Municipios			Datos		Sexo			Edad				
#	Nombre	Código	Viajes	% Total Viajes	% Hombres	% Mujeres	% NA	0-25	25-45	45-65	65-100	NA
1	Villarrobledo	02081	64492.337	58.632%	4.65%	5.05%	90.30%	4.73%	4.31%	4.97%	2.16%	83.84%
2	Madrid	28079	3707.897	3.371%	42.23%	47.53%	10.23%	25.72%	22.26%	32.39%	12.04%	7.59%
3	Albacete	02003	1938.598	1.762%	19.94%	22.97%	57.09%	13.74%	16.92%	20.82%	5.73%	42.79%
4	Valencia	46250	1556.259	1.415%	36.68%	42.00%	21.32%	22.10%	21.99%	34.00%	11.02%	10.88%
5	Socuéllamos	13078	1508.252	1.371%	12.41%	14.55%	73.04%	21.18%	15.16%	19.95%	1.45%	42.26%
6	El Provencio	16171_AM	1274.029	1.158%	8.83%	8.61%	82.57%	7.58%	3.85%	7.50%	2.18%	78.89%
7	San Clemente	16190	1261.305	1.147%	4.42%	9.67%	85.91%	6.63%	5.13%	6.02%	2.00%	80.22%
8	Barcelona	08019	1096.571	0.997%	40.63%	41.22%	18.16%	23.19%	20.38%	35.97%	10.77%	9.70%
9	Zaragoza	50297	1063.823	0.967%	40.88%	45.65%	13.46%	32.80%	16.26%	35.30%	7.43%	8.21%
10	Bilbao	48020	765.443	0.696%	44.03%	41.68%	14.29%	23.88%	17.26%	32.20%	18.33%	8.33%
11	Burgos	09059	713.554	0.649%	29.86%	33.80%	36.34%	21.09%	16.05%	38.35%	12.72%	11.79%
12	Vitoria-Gasteiz	01059	707.328	0.643%	42.44%	49.83%	7.73%	29.94%	17.11%	32.95%	12.28%	7.73%
13	Las Pedroñeras	16154	685.939	0.624%	5.85%	6.21%	87.94%	8.95%	3.22%	2.38%	0.00%	85.46%
14	Tomelloso	13082	583.157	0.530%	4.69%	5.35%	89.96%	4.80%	12.80%	14.64%	0.92%	66.83%
15	Pamplona	31201	540.570	0.491%	34.27%	37.49%	28.24%	29.19%	15.80%	29.39%	19.04%	6.58%
16	Munera	02053	516.869	0.470%	5.64%	1.41%	92.94%	2.36%	6.24%	2.12%	0.00%	89.28%
17	La Roda	02069	468.780	0.426%	14.54%	10.58%	74.87%	12.99%	8.27%	7.55%	1.01%	70.19%
18	El Bonillo	02019_AM	455.212	0.414%	1.71%	4.65%	93.64%	2.21%	3.37%	3.70%	0.82%	89.90%
19	Las Mesas	16124_AM	416.783	0.379%	9.05%	11.83%	79.11%	9.85%	6.62%	7.89%	0.00%	75.64%
20	Logroño	26089	381.278	0.347%	23.71%	50.64%	25.65%	29.17%	17.82%	31.54%	10.21%	11.26%

Viernes - 28/04/2023												
Municipios			Datos		Sexo			Edad				
#	Nombre	Código	Viajes	% Total Viajes	% Hombres	% Mujeres	% NA	0-25	25-45	45-65	65-100	NA
1	Villarrobledo	02081	70564.211	62.767%	6.10%	6.55%	87.36%	5.89%	5.62%	7.19%	3.35%	77.96%
2	Madrid	28079	4121.513	3.666%	43.30%	46.32%	10.38%	24.04%	24.16%	32.32%	13.32%	6.16%
3	Albacete	02003	2026.920	1.803%	25.40%	24.98%	49.62%	19.05%	18.24%	24.37%	7.81%	30.53%
4	Socuellamos	13078	1956.872	1.741%	18.61%	18.39%	62.99%	19.37%	16.21%	22.50%	4.13%	37.80%
5	Valencia	46250	1809.503	1.610%	39.15%	45.67%	15.18%	27.83%	23.61%	31.85%	9.28%	7.43%
6	El Provencio	16171_AM	1412.033	1.256%	9.80%	11.95%	78.25%	7.77%	6.79%	7.15%	5.51%	72.78%
7	San Clemente	16190	1308.040	1.163%	7.38%	6.84%	85.78%	5.26%	6.07%	6.28%	1.24%	81.15%
8	Tomelloso	13082	767.168	0.682%	13.70%	6.06%	80.24%	10.72%	13.59%	12.84%	1.08%	61.77%
9	Las Pedroñeras	16154	731.031	0.650%	12.69%	14.99%	72.32%	15.23%	6.19%	7.48%	0.00%	71.10%
10	Barcelona	08019	730.620	0.650%	45.82%	42.97%	11.21%	19.74%	31.86%	30.65%	11.15%	6.61%
11	Zaragoza	50297	655.634	0.583%	50.88%	38.84%	10.28%	32.99%	17.87%	30.58%	13.03%	5.53%
12	La Roda	02069	549.574	0.489%	10.59%	9.49%	79.93%	9.67%	6.94%	9.17%	1.39%	72.82%
13	Munera	02053	504.918	0.449%	2.55%	1.38%	96.08%	0.00%	2.96%	1.68%	0.00%	95.36%
14	Las Mesas	16124_AM	497.072	0.442%	12.89%	13.72%	73.39%	19.42%	4.89%	10.21%	1.65%	63.83%
15	Honrubia	16102_AM	486.043	0.432%	17.23%	10.26%	72.51%	9.99%	8.56%	14.22%	1.71%	65.52%
16	Murcia	30030	439.530	0.391%	36.63%	51.85%	11.52%	21.06%	16.51%	33.87%	21.13%	7.44%
17	El Bonillo	02019_AM	344.753	0.307%	4.00%	4.72%	91.28%	2.57%	3.81%	3.61%	1.65%	88.35%
18	Alcázar de San Juan	13005	310.709	0.276%	22.36%	52.44%	25.20%	26.02%	13.53%	30.69%	5.21%	24.55%
19	Alicante	03014	308.291	0.274%	22.13%	51.55%	26.32%	37.62%	9.89%	28.79%	9.02%	14.68%
20	La Gineta	02035_AM	303.010	0.270%	13.89%	11.57%	74.53%	3.03%	15.21%	12.46%	3.09%	66.20%

Sábado - 29/04/2023												
Municipios			Datos		Sexo			Edad				
#	Nombre	Código	Viajes	% Total Viajes	% Hombres	% Mujeres	% NA	0-25	25-45	45-65	65-100	NA
1	Villarrobledo	02081	68810.631	82.303%	8.21%	9.60%	82.19%	7.54%	6.48%	7.79%	3.40%	74.80%
2	Socuellamos	13078	1794.151	2.146%	18.15%	19.38%	62.47%	19.71%	19.80%	19.28%	4.00%	37.22%
3	Albacete	02003	1532.865	1.833%	22.28%	21.02%	56.70%	16.13%	15.17%	19.36%	6.40%	42.95%
4	El Provencio	16171_AM	1436.029	1.718%	15.22%	10.84%	73.94%	7.12%	9.95%	11.67%	4.33%	66.94%
5	San Clemente	16190	1075.572	1.286%	16.71%	13.33%	69.96%	16.49%	9.58%	9.48%	2.76%	61.69%
6	Honrubia	16102_AM	612.045	0.732%	25.81%	26.95%	47.24%	14.79%	22.70%	19.11%	5.17%	38.24%
7	Tomelloso	13082	610.833	0.731%	25.27%	16.83%	57.91%	24.11%	17.93%	15.59%	3.86%	38.52%
8	Las Pedroñeras	16154	500.545	0.599%	16.37%	1.96%	81.67%	10.27%	7.68%	7.49%	1.08%	73.48%
9	Madrid	28079	476.091	0.569%	39.85%	43.80%	16.35%	26.21%	24.25%	25.54%	11.12%	12.88%
10	Las Mesas	16124_AM	448.163	0.536%	11.45%	13.85%	74.70%	9.61%	10.85%	13.39%	3.94%	62.22%
11	El Bonillo	02019_AM	392.897	0.470%	7.03%	12.02%	80.95%	9.29%	9.90%	8.19%	2.94%	69.68%
12	La Roda	02069	373.756	0.447%	13.53%	9.00%	77.47%	6.11%	8.65%	7.99%	2.83%	74.42%
13	Munera	02053	328.766	0.393%	10.83%	3.37%	85.80%	2.42%	5.49%	6.43%	1.69%	83.97%
14	Valencia	46250	323.086	0.386%	40.71%	40.65%	18.63%	24.90%	23.66%	24.96%	13.78%	12.69%
15	La Gineta	02035_AM	239.711	0.287%	11.05%	18.33%	70.62%	1.42%	22.83%	14.57%	4.69%	56.49%

16	Argamasilla de Alba	13019	212.521	0.254%	12.51%	21.00%	66.50%	12.91%	16.68%	15.04%	6.53%	48.85%
17	Alcázar de San Juan	13005	138.686	0.166%	26.92%	23.11%	49.97%	18.95%	20.09%	20.42%	3.80%	36.74%
18	Mota del Cuervo	16133	123.914	0.148%	20.12%	11.69%	68.18%	9.91%	9.25%	6.29%	6.36%	68.18%
19	Villamayor de Santiago	16249_AM	104.254	0.125%	14.61%	23.94%	61.45%	16.85%	11.95%	12.33%	5.05%	53.82%
20	Tarazona de La Mancha	02073_AM	101.287	0.121%	12.38%	32.61%	55.01%	15.75%	12.38%	13.12%	13.94%	44.82%

Domingo - 30/04/2023												
Municipios			Datos		Sexo			Edad				
#	Nombre	Código	Viajes	% Total Viajes	% Hombres	% Mujeres	% NA	0-25	25-45	45-65	65-100	NA
1	Villarrobledo	02081	64051.316	84.441%	8.61%	10.42%	80.97%	7.24%	6.60%	7.96%	3.18%	75.02%
2	Socuellamos	13078	1772.472	2.337%	17.39%	22.97%	59.64%	20.52%	18.04%	20.35%	3.95%	37.15%
3	El Provencio	16171_AM	1284.690	1.694%	16.79%	17.79%	65.42%	11.47%	11.91%	11.34%	5.67%	59.61%
4	San Clemente	16190	881.642	1.162%	20.48%	13.94%	65.57%	11.54%	13.28%	11.40%	4.62%	59.16%
5	Albacete	02003	872.039	1.150%	26.52%	20.30%	53.18%	18.88%	22.03%	18.30%	6.15%	34.65%
6	Las Mesas	16124_AM	696.508	0.918%	18.21%	24.07%	57.72%	14.55%	15.81%	14.07%	5.89%	49.69%
7	Tomelloso	13082	593.720	0.783%	28.75%	11.53%	59.72%	19.12%	16.30%	16.42%	4.54%	43.62%
8	El Bonillo	02019_AM	516.976	0.682%	13.70%	12.29%	74.00%	16.49%	4.17%	6.77%	1.51%	71.07%
9	Honrubia	16102_AM	466.242	0.615%	18.83%	20.44%	60.73%	13.79%	14.36%	17.46%	6.82%	47.58%
10	Las Pedroñeras	16154	414.441	0.546%	17.04%	11.90%	71.05%	9.70%	9.44%	12.79%	3.50%	64.57%
11	La Roda	02069	326.281	0.430%	8.46%	17.77%	73.77%	7.74%	8.76%	14.43%	1.77%	67.31%
12	Munera	02053	312.558	0.412%	6.76%	5.23%	88.01%	0.00%	6.05%	5.51%	2.09%	86.35%
13	Madrid	28079	217.798	0.287%	42.81%	21.25%	35.94%	22.26%	18.92%	20.70%	11.33%	26.80%
14	La Gineta	02035_AM	196.795	0.259%	9.53%	10.86%	79.61%	5.38%	8.86%	10.97%	8.05%	66.74%
15	Villahermosa	13089_AM	191.328	0.252%	12.63%	20.28%	67.10%	14.37%	14.75%	14.32%	2.43%	54.13%
16	Valencia	46250	141.545	0.187%	69.17%	12.82%	18.01%	17.81%	28.70%	37.64%	4.52%	11.33%
17	Alcázar de San Juan	13005	109.062	0.144%	25.20%	19.37%	55.42%	22.59%	20.14%	4.32%	2.67%	50.28%
18	Argamasilla del Alba	13019	98.730	0.130%	8.82%	33.21%	57.97%	8.98%	7.81%	19.97%	5.27%	57.97%
19	Sisante	16198_AM	94.724	0.125%	21.94%	24.00%	54.06%	31.42%	7.73%	18.73%	2.70%	39.43%
20	Villamayor de Santiago	16249_AM	91.343	0.120%	7.71%	27.15%	65.14%	0.00%	0.00%	19.79%	15.07%	65.14%

Lunes - 01/05/2023												
Municipios			Datos		Sexo			Edad				
#	Nombre	Código	Viajes	% Total Viajes	% Hombres	% Mujeres	% NA	0-25	25-45	45-65	65-100	NA
1	Villarrobledo	02081	51650.777	85.338%	5.47%	5.95%	88.59%	4.69%	4.18%	5.22%	2.21%	83.71%
2	Socuellamos	13078	1162.328	1.920%	12.67%	16.97%	70.36%	18.00%	15.83%	19.38%	1.96%	44.83%
3	El Provencio	16171_AM	846.656	1.399%	9.27%	5.74%	85.00%	4.43%	3.27%	6.67%	5.01%	80.62%
4	El Bonillo	02019_AM	643.902	1.064%	4.80%	4.67%	90.52%	5.71%	5.62%	8.84%	5.39%	74.44%
5	Munera	02053	565.352	0.934%	8.60%	2.52%	88.88%	4.61%	2.71%	5.68%	0.00%	87.01%
6	San Clemente	16190	504.642	0.834%	11.13%	11.14%	77.73%	10.88%	6.82%	7.62%	3.41%	71.26%
7	Albacete	02003	455.042	0.752%	17.28%	22.41%	60.32%	7.95%	17.42%	20.73%	6.80%	47.10%
8	Las Pedroñeras	16154	288.004	0.476%	9.83%	14.21%	75.96%	16.05%	1.39%	2.07%	4.53%	75.96%
9	Tomelloso	13082	276.923	0.458%	6.68%	1.35%	91.97%	2.65%	5.75%	12.18%	1.35%	78.07%
10	Las Mesas	16124_AM	231.454	0.382%	8.18%	4.83%	86.99%	13.10%	8.23%	9.94%	2.79%	65.93%
11	Honrubia	16102_AM	214.872	0.355%	8.48%	14.86%	76.66%	3.63%	6.15%	19.77%	2.36%	68.10%
12	La Gineta	02035_AM	195.996	0.324%	15.66%	16.62%	67.72%	9.82%	7.10%	13.81%	3.60%	65.67%
13	Andujar	23005	173.139	0.286%	4.96%	23.23%	71.81%	15.48%	4.31%	13.89%	1.36%	64.96%
14	La Roda	02069	163.332	0.270%	3.18%	6.47%	90.35%	0.00%	3.53%	8.83%	0.00%	87.65%
15	Madrid	28079	137.483	0.227%	17.66%	13.32%	69.02%	0.00%	11.84%	16.45%	6.38%	65.32%
16	Villahermosa	13089_AM	109.970	0.182%	2.64%	13.36%	84.00%	9.59%	0.00%	9.29%	0.00%	81.12%
17	Alcazar de San Juan	13005	106.410	0.176%	11.01%	25.70%	63.29%	20.04%	9.74%	20.90%	3.42%	45.90%
18	Benidorm	03031	97.881	0.162%	14.21%	0.00%	85.79%	0.00%	14.21%	0.00%	0.00%	85.79%
19	Valencia	46250	85.728	0.142%	10.49%	14.46%	75.05%	0.00%	13.00%	14.84%	0.00%	72.16%
20	Alicante	03014	80.102	0.132%	4.62%	9.28%	86.10%	0.00%	4.50%	9.39%	0.00%	86.10%

Martes - 02/05/2023												
Municipios			Datos		Sexo			Edad				
#	Nombre	Código	Viajes	% Total Viajes	% Hombres	% Mujeres	% NA	0-25	25-45	45-65	65-100	NA
1	Villarrobledo	02081	63247.870	85.527%	4.27%	4.30%	91.43%	4.96%	4.43%	5.22%	2.43%	82.96%
2	Albacete	02003	1466.297	1.983%	18.65%	14.62%	66.73%	12.57%	13.31%	14.99%	3.85%	55.28%
3	El Provencio	16171_AM	1243.131	1.681%	3.65%	8.55%	87.80%	4.00%	3.37%	5.55%	1.08%	86.00%
4	San Clemente	16190	1050.408	1.420%	4.80%	2.38%	92.81%	5.70%	1.58%	3.04%	0.83%	88.85%
5	Socuellamos	13078	978.343	1.323%	13.09%	7.80%	79.11%	14.47%	19.82%	19.74%	0.89%	45.07%
6	Las Pedroñeras	16154	579.749	0.784%	9.18%	10.00%	80.83%	16.09%	2.25%	3.26%	0.00%	78.40%
7	Tomelloso	13082	437.684	0.592%	5.13%	3.23%	91.65%	7.61%	6.31%	11.93%	0.00%	74.14%
8	La Roda	02069	404.474	0.547%	3.30%	8.28%	88.42%	8.38%	2.05%	4.25%	3.39%	81.93%
9	Munera	02053	378.645	0.512%	0.91%	2.92%	96.17%	0.00%	2.97%	1.55%	2.74%	92.75%
10	El Bonillo	02019_AM	378.284	0.512%	5.78%	1.52%	92.70%	3.11%	2.98%	2.25%	1.25%	90.41%
11	Las Mesas	16124_AM	328.808	0.445%	5.89%	3.96%	90.15%	3.13%	4.49%	3.54%	2.68%	86.16%
12	Honrubia	16102_AM	314.815	0.426%	7.30%	9.63%	83.07%	6.71%	8.42%	3.46%	2.53%	78.89%
13	La Gineta	02035_AM	265.856	0.360%	7.33%	10.71%	81.96%	6.40%	12.08%	10.67%	3.72%	67.12%

14	Alcazar de San Juan	13005	103.339	0.140%	12.75%	11.54%	75.70%	0.00%	18.56%	11.36%	5.98%	64.10%
15	Mota del Cuervi	16133	92.826	0.126%	16.10%	18.87%	65.03%	12.93%	0.00%	3.17%	22.77%	61.13%
16	Valencia	46250	70.154	0.095%	4.14%	14.56%	81.30%	21.94%	15.86%	4.14%	8.44%	49.62%
17	Ciudad Real	13034	68.535	0.093%	31.77%	8.14%	60.09%	0.00%	38.40%	22.87%	0.00%	38.73%
18	Hellín	02037	67.176	0.091%	30.99%	12.44%	56.57%	21.14%	19.76%	19.14%	11.30%	28.67%
19	Argamasilla del Alba	13019	65.906	0.089%	49.57%	0.00%	50.43%	49.57%	0.00%	4.27%	0.00%	46.16%
20	Almansa	02009	65.026	0.088%	22.44%	9.71%	67.85%	5.00%	9.24%	15.79%	14.75%	55.22%

Miércoles - 03/05/2023												
	Municipios		Datos		Sexo			Edad				
#	Nombre	Código	Viajes	% Total Viajes	% Hombres	% Mujeres	% NA	0-25	25-45	45-65	65-100	NA
1	Villarrobledo	02081	62058.628	86.090%	4.73%	4.38%	90.89%	5.01%	4.37%	5.00%	2.60%	83.02%
2	Albacete	02003	1259.924	1.748%	20.67%	17.42%	61.91%	19.60%	14.57%	13.22%	3.79%	48.82%
3	El Provencio	16171_AM	1078.797	1.497%	1.34%	1.08%	97.58%	2.95%	0.85%	0.92%	0.22%	95.05%
4	Socuellamos	13078	1041.923	1.445%	7.47%	5.86%	86.67%	18.67%	13.40%	16.05%	0.95%	50.93%
5	San Clemente	16190	951.836	1.320%	2.17%	0.00%	97.83%	2.79%	0.41%	0.78%	0.55%	95.47%
6	Las Pedroñeras	16154	588.434	0.816%	7.84%	7.63%	84.54%	14.78%	2.30%	3.45%	0.00%	79.47%
7	Munera	02053	417.692	0.579%	3.13%	2.73%	94.14%	2.89%	1.88%	2.02%	2.11%	91.09%
8	Tomelloso	13082	396.926	0.551%	2.45%	3.25%	94.30%	4.62%	7.01%	7.58%	0.60%	80.20%
9	Las Mesas	16124_AM	377.144	0.523%	7.63%	2.85%	89.52%	8.60%	2.33%	3.52%	0.00%	85.54%
10	El Bonillo	02019_AM	370.872	0.514%	2.52%	1.90%	95.58%	1.50%	1.02%	2.55%	1.02%	93.91%
11	La Gineta	02035_AM	329.408	0.457%	15.58%	5.82%	78.60%	19.44%	3.67%	7.77%	2.68%	66.45%
12	La Roda	02069	328.495	0.456%	8.34%	8.82%	82.83%	9.79%	3.05%	4.12%	1.11%	81.94%
13	Honrubia	16102_AM	286.224	0.397%	7.74%	5.37%	86.90%	4.68%	1.37%	1.88%	5.17%	86.90%
14	Alcazar de San Juan	13005	103.192	0.143%	17.14%	20.42%	62.44%	9.46%	14.22%	11.69%	3.48%	61.15%
15	Pedro Muñoz	13061	95.610	0.133%	0.00%	0.00%	100.00%	0.00%	0.00%	0.00%	0.00%	100.00%
16	Hellin	02037	89.269	0.124%	25.53%	21.21%	53.26%	24.52%	12.93%	22.79%	12.43%	27.33%
17	Madrid	28079	87.691	0.122%	8.87%	27.82%	63.31%	0.00%	18.23%	33.89%	0.00%	47.87%
18	Balazote	02012_AM	74.344	0.103%	7.49%	15.72%	76.79%	7.49%	0.00%	15.72%	0.00%	76.79%
19	Tarazona de La Mancha	02073_AM	66.290	0.092%	6.77%	31.59%	61.64%	12.19%	11.90%	13.75%	5.64%	56.51%
20	Mota del Cuervo	16133	63.242	0.088%	0.00%	0.00%	100.00%	0.00%	0.00%	0.00%	5.42%	94.58%

ANEXO IV

Día	Periodo																							Total	
	0	1	2	3	4	5	6	7	8	9	10	11	12	13	14	15	16	17	18	19	20	21	22		23
24/04/2023	1191.95	735.15	391.35	323.59	347.35	605.93	1441.07	3487.27	4835.24	4166.01	3770.76	3522.43	3315.14	4025.01	5668.72	4514.01	3364.48	3639.06	4158.46	4449.15	4679.93	3825.42	2409.21	1518.06	70384.76
25/04/2023	1205.00	612.18	345.77	252.98	306.15	613.75	1468.17	3412.15	4812.91	4274.74	3797.16	3435.70	3492.88	4104.44	5762.35	4390.85	3589.70	3791.92	4448.75	4583.96	4641.89	3782.53	2595.21	1761.44	71482.56
26/04/2023	1275.00	674.61	403.06	274.07	281.98	640.95	1488.42	3515.22	4915.94	4412.88	4132.73	3714.71	3507.42	4356.83	6262.98	4778.16	4073.69	3980.35	4365.49	5069.67	4860.17	4161.11	2924.22	1806.52	75876.17
27/04/2023	1820.65	722.65	425.37	405.85	625.96	1187.01	2443.96	5259.09	7262.57	6295.57	6068.05	5583.59	5103.86	5671.73	8001.57	7933.71	7605.35	6910.58	6421.51	6627.91	6116.97	5219.33	3802.69	2479.15	109994.68
28/04/2023	2559.41	1262.39	1169.77	841.05	748.72	1334.35	2512.07	4809.81	6249.14	6352.08	6249.93	6065.33	5929.64	6136.48	8940.94	8302.44	7734.90	6278.13	5792.68	6148.81	5941.59	4984.73	3498.64	2580.16	112423.20
29/04/2023	2542.30	1814.58	1537.67	1611.85	1288.35	1324.81	1600.58	2350.49	2808.21	3882.91	4129.43	4832.90	5192.45	5193.50	4868.59	4268.71	4210.13	4585.96	5410.19	4893.35	4462.25	4983.14	3440.44	2373.27	83606.04
30/04/2023	2526.41	2097.77	1708.70	1554.57	1234.52	1543.66	1633.90	1786.38	2134.31	2714.99	3331.65	3993.91	4114.36	4544.52	4422.21	3683.76	4196.21	4309.38	4606.41	4972.71	5075.65	4086.82	3040.29	2540.09	75853.15
01/05/2023	2533.23	1562.53	1627.27	1642.20	1313.52	1079.23	1223.31	1654.32	1974.67	2696.93	2901.81	3428.58	3328.61	3573.76	3562.26	2818.38	2916.11	2784.74	3213.63	3673.76	3533.85	3332.48	2405.65	1744.39	60525.20
02/05/2023	1377.41	639.52	341.84	370.10	518.14	862.43	1526.11	3673.94	4896.68	4211.28	4244.85	3911.19	3673.69	4113.40	6041.42	4594.13	3555.98	3595.87	4326.69	4610.15	4706.25	3908.02	2583.00	1668.38	73950.46
03/05/2023	1490.90	550.56	401.29	327.47	358.41	696.73	1564.99	3362.58	5031.72	4219.45	4039.98	3654.23	3238.22	4102.26	6123.34	4592.87	3436.55	3588.95	4065.67	4687.72	4519.68	3791.76	2663.32	1577.05	72085.67

