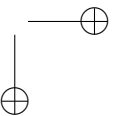
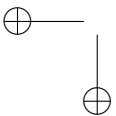
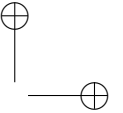
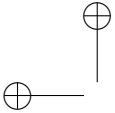


Contents

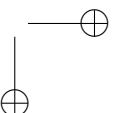
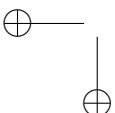
1	Introduction	1
2	Radio resource management in multiaccess networks	7
2.1	System model and optimization problem	9
2.1.1	State space	10
2.1.2	System metrics	11
2.1.3	Optimization problem	12
2.2	Joint radio resource management in multiaccess networks	16
2.2.1	Optimal policy analysis: static scenario	16
2.2.2	Optimal policy analysis: parameter variation	20
2.2.3	Heuristic policy	29
2.2.4	Throughput optimization with QoS constraints	34
2.3	Optimal policies for multiaccess networks with vertical handoff	34
2.3.1	Optimal policy using vertical handoff	39
2.3.2	Cost of the vertical handoff	53
2.4	First iteration policies for multiaccess networks	59
2.4.1	1st step policy iteration through the embedded discrete time Markov chain	60



2.4.2	1st step policy iteration through time scale separation . . .	62
2.4.3	Numerical Analysis	65
2.5	Conclusions	69
3	Admission control in cognitive radio networks	73
3.1	System model	76
3.1.1	System without spectral handover	76
3.1.2	System with spectral handover	78
3.2	Throughput and forced termination probability of secondary users	81
3.3	Parameter optimization	85
3.3.1	System configuration by minimizing a cost function . . .	85
3.3.2	System configuration by bounding the forced termination probability	88
3.4	Conclusions	91
4	Signaling overhead for location update procedures in small cell networks	97
4.1	Location update procedures in small cells networks	100
4.1.1	3GPP-based location update scheme	100
4.1.2	X2-Interface-Based location update scheme	101
4.2	Analytical model	103
4.2.1	Mean number of TAL updates after k movements	104
4.2.2	Mean number of TA updates after k movements	106
4.2.3	Probability of remaining in the same area after k movements	108
4.3	Cost definition	109



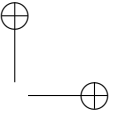
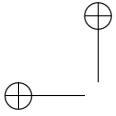
4.3.1	Location update cost	109
4.3.2	Paging cost	110
4.3.3	Total cost	110
4.4	Results	111
4.5	Conclusions	116
5	Conclusions	117
	Appendices	123
A	Abbreviations and acronyms	123
B	Teletraffic Analysis	127
B.1	Traffic parameters	127
B.1.1	Inter-arrival time	127
B.1.2	Service time	128
B.1.3	Cell residence time	128
C	Markov decision process	129
C.1	Dynamic programming	131
C.1.1	Policy iteration	131
D	Publications	135
D.1	Related with this thesis	135
D.1.1	Journal	135
D.1.2	International conferences	136
D.2	Other publications	137
D.2.1	International conferences	137



Contents

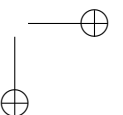
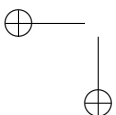
E Research projects related to this thesis 139

Bibliography 141



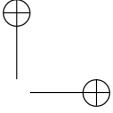
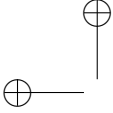
List of Figures

2.1	Transitions for voice and data arrivals.	14
2.2	Transitions for voice and data departures.	14
2.3	Blocking probability function optimization.	18
2.4	Blocking Probabilities.	19
2.5	Throughput optimization.	20
2.6	Blocking function for various λ_v	22
2.7	Throughput for various λ_v	23
2.8	Blocking function for various λ_d	25
2.9	Throughput for various λ_d	26
2.10	Optimization for various μ_v	28
2.11	Optimization for various μ_d	29
2.12	Blocking function for various λ_v	31
2.13	Throughput for various λ_v	31
2.14	Blocking function for various λ_d	32
2.15	Throughput for various λ_d	33
2.16	Throughput as a function of β	33
2.17	Blocking probabilities for various β	35



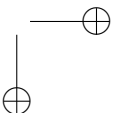
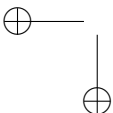
List of Figures

2.18	Transitions for voice and data arrivals using VH.	38
2.19	Blocking function for various λ_v	48
2.20	Blocking function for various λ_d	48
2.21	Blocking Probabilities for various λ_v	49
2.22	Blocking Probabilities for various λ_d	50
2.23	Throughput for various λ_v	51
2.24	Throughput for various λ_d	52
2.25	Simulation vs Analysis results of throughput as λ_v varies.	53
2.26	Simulation vs Analysis results of throughput as λ_d varies.	54
2.27	Simulation vs Analysis results of throughput as λ_v varies.	54
2.28	Simulation vs Analysis results of throughput as λ_d varies.	55
2.29	Optimization values for various C_{VH}	58
2.30	Continuous-time Markov chain for a fast time scale subsystem.	62
2.31	Continuous-time Markov chain for the slow time scale subsystem.	64
2.32	Blocking function for various λ_v	67
2.33	Blocking function for various λ_d	67
2.34	Computational cost of LSQR in CTMC vs 1st step time scale separation and eDTMC	68
3.1	Transitions for system without spectral handover.	78
3.2	System with SH, $M=2$, $N=2$, $t=1$	80
3.3	System with SH, $M=2$, $N=2$, $t=1.2$	81
3.4	Throughput with the arrival rate of primary users.	83
3.5	Throughput with the arrival rate of secondary users.	84
3.6	Comparison of results from the analytical and simulation models.	85



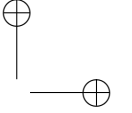
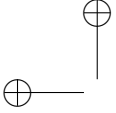
List of Figures

3.7	Forced termination with the arrival rate of secondary users. . .	86
3.8	Optimum t as a function of the arrival rate of primary users. .	87
3.9	Optimum t for different values of the number of sub-bands N required to a carry a primary user session.	88
3.10	Throughput when deploying the optimum t	89
3.11	Blocking probability when deploying the optimum t	90
3.12	Forced termination probability when deploying the optimum t	91
3.13	Optimum t as a function of the arrival rate of secondary users.	92
3.14	Optimum t as a function of the arrival rate of primary users.	93
3.15	Optimum t for different values of the number of sub-bands required to a carry a primary user session N	93
3.16	Throughput when deploying the optimum t	94
3.17	Blocking probability when deploying the optimum t	94
3.18	Forced termination probability when deploying the optimum t	95
—		
4.1	Core Network Architecture, and LU and Paging in 3GPP	101
4.2	Core Network architecture, and LU and Paging in X2-Interface- Based Schemes.	103
4.3	Overlapped TAL 1 and TAL 2, $N=2$, $V=2$, $H=2$	104
4.4	State aggregation for TAL and neighbors.	106
4.5	Aggregated Discrete-Time Markov chain for $N=2$, $H=2$, $V=2$	107
4.6	TAL surrounded by an absorbing state	108
4.7	Location update cost for $N=4$ and various TAL sizes.	112
4.8	Paging cost for $N=4$ and changing TAL size.	113
4.9	Location update cost for $H=V=3$ and various TA sizes.	113
4.10	Paging cost for $H=V=3$ and various TA sizes.	114



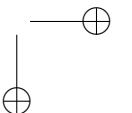
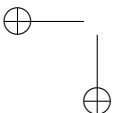
List of Figures

4.11 Total cost for $H=2$, $V=2$ and different N	115
4.12 Best total cost solution fixing TAL size and varying TA size. . .	115
C.1 Markov decision process transition	130



List of Tables

2.1	set of possible actions A	13
2.2	Initial Scenario for Policy Iteration.	16
2.3	set of actions A for MDPs with vertical handoff	36
2.4	Vertical Handoff Types	37
2.5	Main characteristics of the optimal solutions for the blocking function for various λ_v	41
2.6	Main characteristics of the optimal solutions for the blocking function for various λ_d	42
2.7	Main characteristics of the optimal solutions for throughput for various λ_v	43
2.8	Main characteristics of the optimal solutions for throughput for various λ_d	44
2.9	Definition for Heuristic policies with vertical handoff.	46
2.10	New study Scenario.	47
2.11	Coefficients for vertical handoff cost optimization functions.	57
2.12	Solution times	70
3.1	Scenario Description	82



List of Tables

4.1	Cost associated to elements of the network.	109
C.1	Policy iteration algorithm	134