

Document downloaded from:

<http://hdl.handle.net/10251/73671>

This paper must be cited as:

González Nebauer, S.; Renau Morata, B.; Guardiola, J.L.; Molina Romero, R.V. (2011).
Photosynthesis down-regulation precedes carbohydrate accumulation under sink limitation
in Citrus. *Tree Physiology*. 31(2):169-177. doi:10.1093/treephys/tpq103.



The final publication is available at

<https://dx.doi.org/10.1093/treephys/tpq103>

Copyright Oxford University Press (OUP)

Additional Information



Photosynthesis down-regulation precedes carbohydrate accumulation under sink limitation in Citrus

Journal:	<i>Tree Physiology</i>
Manuscript ID:	Draft
Manuscript Type:	Original Article
Date Submitted by the Author:	n/a
Complete List of Authors:	NEBAUER, SERGIO; UNIVERSIDAD POLITÉCNICA DE VALENCIA, PRODUCCIÓN VEGETAL RENAU-MORATA, BEGOÑA; UNIVERSIDAD POLITÉCNICA DE VALENCIA, PRODUCCIÓN VEGETAL GUARDIOLA, JOSE LUIS; UNIVERSIDAD POLITÉCNICA DE VALENCIA, PRODUCCIÓN VEGETAL MOLINA, ROSA VICTORIA; UNIVERSIDAD POLITÉCNICA DE VALENCIA, PRODUCCIÓN VEGETAL
Keywords:	Citrus sinensis L. Salustiana, gene expression, girdling, leaf-to-fruit ratio, soluble sugars, starch



1
2
3 **Photosynthesis down-regulation precedes carbohydrate accumulation**
4
5
6 **under sink limitation in *Citrus***
7

8
9 SERGIO G. NEBAUER¹, BEGOÑA RENAU-MORATA, JOSÉ LUIS GUARDIOLA
10
11 (†) and ROSA-VICTORIA MOLINA
12

13 Departamento de Producción Vegetal. Universidad Politécnica de Valencia. Camino de
14
15 Vera sn 46022-Valencia. Spain
16
17

18
19
20
21 ¹Corresponding author.

22
23 Departamento de Producción Vegetal. Universidad Politécnica de Valencia. Camino de
24
25 Vera sn 46022-Valencia. Spain
26

27
28 Phone: +0034963877410; Fax: +0034963877419
29

30 E-mail: sergonne@bvg.upv.es;
31
32
33
34
35
36
37
38
39
40
41
42
43
44
45
46
47
48
49
50
51
52
53
54
55
56
57

58 *Keywords:* *Citrus sinensis* L. 'Salustiana', gene expression, girdling, leaf-to-fruit ratio,
59
60 soluble sugars, starch

1
2
3 **Summary** Photosynthesis down-regulation due to an imbalance between sources
4 and sinks in *Citrus* leaves could be mediated by an excessive accumulation of
5 carbohydrates. However, there is a limited understanding of the physiological role of
6 soluble and non-soluble sugars in photosynthesis regulation and the elements triggering
7 the down-regulation process. In this work, the role of non-structural carbohydrates in
8 the regulation of photosynthesis under a broad spectrum of source-sink relationships has
9 been investigated in the Salustiana sweet orange. Soluble sugar and starch accumulation
10 in leaves, induced by girdling experiments, did not induce down-regulation of the
11 photosynthetic rate in the presence of sinks (fruits). The leaf-to-fruit ratio did not
12 modulate photosynthesis but allocation of photoassimilates to the fruits. The lack of
13 strong sink activity led to a decrease in the photosynthetic rate and starch accumulation
14 in leaves. However, photosynthesis down-regulation due to an excess of carbohydrates
15 was discarded because photosynthesis and stomatal conductance reduction occurred
16 prior to any significant accumulation of carbohydrates. Gas exchange and fluorescence
17 parameters suggested biochemical limitations to photosynthesis. In addition, the
18 expression of carbon metabolism-related genes was altered within 24 hours when strong
19 sinks were removed. Sucrose synthesis and export genes were inhibited, while the
20 expression of ADP-glucose pyrophosphorylase was increased to cope with the excess of
21 assimilates. In conclusion, changes in starch and soluble sugar turnover, but not sugar
22 content per se, could provide the signal for photosynthesis regulation. In these
23 conditions, non-stomatal limitations strongly inhibited the photosynthetic rate prior to
24 any significant increase in carbohydrate levels.
25
26
27
28
29
30
31
32
33
34
35
36
37
38
39
40
41
42
43
44
45
46
47
48
49
50
51
52
53

54 **Introduction**

55
56
57
58
59
60

1
2
3 Plants maintain a balance between carbon assimilation, storage and growth in response
4
5 to developmental and environmental signals (Smith and Stitt, 2007). In subtropical
6
7 regions, *Citrus* plants accumulate carbohydrates as reserves during the winter in roots
8
9 and leaves. These reserves are mobilised and used during the main flush of growth and
10
11 bloom in spring (Goldschmidt and Koch, 1996). Fruit set and further vegetative and
12
13 fruit development in *Citrus* is mainly supported by actual photosynthetic rates because
14
15 carbohydrate reserves in the tree have been depleted after the initial stages of bud
16
17 sprouting and flowering (Syvertsen and Lloyd, 1994).
18
19
20
21
22
23

24 The improvement of crop yield through enhancing photosynthesis depends on an
25
26 understanding of the nature of the control mechanisms (Paul and Foyer, 2001). It is
27
28 assumed that photoassimilate production in leaves is modulated by the demand of the
29
30 sinks (Jang and Sheen, 1994; Goldschmidt and Koch, 1996), although the sink effects
31
32 on photosynthesis are not observable in all conditions and species. A positive effect of
33
34 crop load has been reported in *Citrus* (Lenz, 1978; Syvertsen, 1994; Iglesias et al.,
35
36 2002). In contrast, photosynthesis was reduced in some cases when fruits were
37
38 eliminated (Bustan et al., 1992; Yamanishi, 1995; Okuda et al., 1996; Syvertsen et al.,
39
40 2003). Furthermore, under regular cropping conditions, the root system seems to be a
41
42 particularly strong and unsaturable sink (Goldschmidt and Koch, 1996). It is not clear to
43
44 what extent sink demand controls citrus photosynthetic rates under cropping conditions.
45
46
47
48
49
50
51
52

53 The sink effect on photosynthesis may operate through feedback/feedforward regulatory
54
55 controls mediated by several sugar sensitive systems (Paul and Pellny, 2003; Rolland et
56
57 al., 2006). Soluble sugar accumulation in leaves in response to decreased sink demand
58
59 has been related to the down-regulation of photosynthesis in several species (Franck et
60

1
2
3 al. 2006; Paul and Driscoll 1997; Quilot et al. 2004; Urban et al. 2004). Source-sink
4
5 imbalances through girdling, defruiting, defoliation and in vivo sucrose supplementation
6
7 have been carried out in *Citrus* to study the role of leaf non-structural carbohydrates in
8
9 photosynthesis regulation (Iglesias et al. 2002; Syvertsen et al. 2003). A feedback
10
11 inhibition of photosynthesis due to starch accumulation has been proposed, although the
12
13 role of soluble sugars and starch is not well established. The up- and down-regulation of
14
15 photosynthesis after defoliation and sucrose supplementation could be correlated with
16
17 the sucrose and starch content when measured after 10 days (Iglesias et al. 2002).
18
19 However, after 20 days, neither the rate of changes in carbohydrate content nor the
20
21 absolute content of soluble sugars correlated with the photosynthetic rate. In contrast,
22
23 starch content showed a correlation with photosynthesis at this time. Notably, it is
24
25 difficult to compare the different techniques used to alter carbohydrate content because
26
27 other physiological parameters could also be altered. Whether the regulation of
28
29 photosynthesis depends on sink activity or carbohydrate content is not clear.
30
31 Furthermore, the kinetics of the down-regulation has not been studied, and it is
32
33 unknown whether there is a starch threshold that triggers the down-regulation process.
34
35
36
37
38
39
40
41
42

43
44 The mechanism of photosynthetic inhibition due to excessive starch accumulation could
45
46 involve CO₂-restricted diffusion or chloroplast rupturing (Schaffer *et al.*, 1986).
47
48 However, in the above-mentioned experiments, the relatively small starch accumulation
49
50 appears to preclude its negative effects on CO₂ diffusion, and symptoms of chlorosis
51
52 were not observed in leaves.
53
54
55
56

57
58 Diverse studies involving different species (Paul and Foyer, 2001, and references
59
60 herein) have cast doubt on the existence of a simple relationship between starch

1
2
3 accumulation and feedback regulation. When sinks cannot use all of their assimilated
4 carbon, sugar accumulates in leaves, having direct effects on the expression of ADP-
5 glucose pyrophosphorylase (Müller-Rober *et al.*, 1991) and other carbohydrate-
6 responsive enzymes involved in sucrose and starch metabolism (Koch, 1996), resulting
7 in adaptive changes in assimilate partitioning. In general, conditions of limited
8 carbohydrate availability can enhance the expression of genes coding for proteins
9 involved in reserve mobilisation and export processes (Koch, 1996). This starch
10 turnover may play a role in signalling assimilates abundance and regulating
11 photosynthetic gene expression. Some evidence suggests that hexose, derived from
12 starch in the night hours, may provide signals for feedback regulation through the
13 modulation of gene expression (Cheng *et al.*, 1998). However, sugar signalling is not the
14 only factor responsible, and photosynthesis responds to and is controlled by whole plant
15 source-sink and nutrient balance, mainly by carbon to nitrogen ratio (Paul and Foyer,
16 2001).

17
18
19
20
21
22
23
24
25
26
27
28
29
30
31
32
33
34
35
36
37
38
39 In this work, a broad range of source-sink relationships have been examined in field
40 grown sweet orange trees to investigate the following: 1) The effects of soluble sugar
41 and starch leaf contents on the photosynthetic rate in the presence of sinks. Short- and
42 long-term responses have been studied by testing different levels of leaf-to-fruit ratios
43 in girdled branches. 2) Photosynthetic down-regulation under sink limitation and the
44 role of carbohydrate content. The long-term responses and the kinetics of the process
45 during the first 48 h have been studied. 3) The expression of genes related to starch and
46 sucrose metabolism in relation to sink activity and carbohydrate content. The responses
47 within the first 24 h for different source-sink relationships have been determined.

Materials and methods

Plant material

The experiments were performed on 40-year-old Salustiana sweet orange trees (*Citrus sinensis* L.) grafted on Troyer citrange (*C. sinensis* [L.] Osb. x *Poncirus trifoliata* Raf.) rootstock. Trees were drip irrigated, and mineral elements were supplied in the irrigation water from February to September. The fertilisation was decided based on leaf analysis performed the previous year. Trees present alternate bearing habits, and the flowering intensity depends on the fruit load of the previous year. The trees alternated between years of abundant flowering and fruit set ('on' year) and years of almost no flowering ('off' year). During each year, 'on' and 'off' trees were found in the same orchard. Experiments were performed on 'on' trees.

Gas exchange and fluorescence measurements

Net CO₂ fixation rate (A_N), stomatal conductance (g_s) and substomatal CO₂ concentration (C_i) were measured at steady-state under conditions of saturating light (1200 $\mu\text{mol m}^{-2} \text{s}^{-1}$) and 400 ppm CO₂ with a LI-6400 (LI-COR, Nebraska, USA). During the experimental period (June to July), midday air temperatures ranged from 26 to 35 °C, and water vapour pressure deficit (vpd) ranged from 1.5 to 3 kPa. To evaluate the presence of chronic photoinhibitory processes, the maximum quantum yield of PSII (F_v/F_m) was measured on leaves after 30 min in darkness using a portable pulse amplitude modulation fluorometer (MINI PAM, Walz, Effeltrich, Germany). The background fluorescence signal in dark adapted leaves (F_o) was determined with a 0.5 $\mu\text{mol photon m}^{-2} \text{s}^{-1}$ measuring light at a frequency of 600 Hz. The application of a saturating flash of 10000 $\mu\text{mol photon m}^{-2} \text{s}^{-1}$ allowed for estimations of the maximum fluorescence (F_m). The electron transport rate (ETR) and non-photochemical quenching

(NPQ) were estimated as described in Maxwell and Johnson (2000). Gas exchange and fluorescence measurements were performed from 900 h to 1200 h on clear, cloudless days. One measurement per tree was performed on a fully expanded mature leaf (third or fourth leaf from the shoot apex). Ten trees were measured for each treatment.

The maximum rate of Rubisco-mediated carboxylation ($V_{c \max}$) and the maximum rate of electron transport (J_{\max}) were estimated in attached leaves from A_N/C_c curves based on the equations of Farquhar et al. (1980) and modified by Harley and Sharkey (1991). Temperature was maintained at 30 °C, irradiance at 1200 $\mu\text{mol photon m}^{-2} \text{s}^{-1}$, and ambient CO_2 concentration (C_a) in the cuvette was controlled with a CO_2 mixer across the series 400, 300, 200, 100, 50, 400, 600, 800, 1000, 1200, 1400, 1600, 1800 and 2000 ppm. Measurements were recorded after equilibration to a steady state, and CO_2 leakage was determined at each C_a value by placing a dead leaf in the cuvette (Long and Bernacchi, 2003). Five independent A_N/C_c curves were produced for each treatment.

Carbohydrate analysis

The determination of soluble sugars and starch (as percentage per dry weight, % DW) was performed as described by McCready et al. (1950). Three independent extracts, obtained from nine trees (two leaves per tree and three trees per extract), were assayed for each treatment in all determinations. Unless otherwise stated, leaves were sampled at 1200 h.

The effect of leaf-to-fruit ratio

Uniform 1-year-old shoots with at least 50 leaves and a single fruit borne in a unifloral leafy inflorescence formed during the current year were girdled on June 20, 2008. A complete ring of bark (2 mm wide) was removed, leaving 10, 25 and 40 fully expanded

1
2
3 young leaves (from the spring flush of the current season) along the fruit above the
4
5
6 girdle. The girdle was protected with PVC tape and maintained during the experiments.
7
8 At the date of girdling, the average diameter of the fruitlet population was 23.0 ± 0.4
9
10 mm. No vegetative growth was produced in the girdled shoots during the experiments.
11
12 Each treatment was replicated ten times in ten different trees. Non-girdled unifloral
13
14 leafy inflorescences were used as controls. Photosynthesis was measured 5, 7, 15 and 35
15
16 days after girdling the shoots. Leaf carbohydrates were determined after 7, 15 and 30
17
18 days.
19
20
21

22 23 24 *The effect of sink availability*

25
26 Uniform 1-year-old vegetative (without fruit) shoots with at least 20 leaves were
27
28 selected and girdled, leaving ten fully expanded young leaves distal to the girdle.
29
30 Girdling was performed between 0930 and 1000 h. Measurements were also performed
31
32 on shoots bearing one fruit and ten leaves above the girdle. The results were compared
33
34 to those obtained in non-girdled vegetative and inflorescence (bearing one fruit) shoots.
35
36 Each treatment was replicated ten times in ten different trees.
37
38
39

40
41 In a first long-term experiment (June 28, 2009), photosynthesis was measured 1, 2, 5, 7,
42
43 21 and 35 days after girdling, and carbohydrate levels were determined after 24 and 48
44
45 h. The experiment was repeated (July 3, 2009), and photosynthesis measurements were
46
47 performed 1, 2, 3, 5, 8 and 24 h after girdling. The carbohydrate-related gene expression
48
49 was also studied 2, 8 and 24 h after girdling in this experiment.
50
51
52

53 54 55 *Gene expression analysis*

56
57 Leaf tissue was finely ground in liquid nitrogen and total RNA was extracted using the
58
59 TRIzol reagent (Invitrogen), purified using the RNEasy Mini Kit (Quiagen) and treated
60

1
2
3 with RNase-free DNase (Quiagen), according to manufacturer's instructions. RNA was
4
5
6 quantified with a UV/VIS spectrophotometer, and first-strand cDNA was synthesised
7
8 from 1.2 µg of total RNA by using the First Strand cDNA Synthesis Kit AMV (Roche)
9
10 for real-time PCR (RT-PCR).
11

12
13 Oligonucleotide primers (Table 1) were designed with the Primer Express software
14
15 (Applied Biosystems, Foster City, CA, USA) after sequence alignments using sequence
16
17 databases (Citrus HarvEST, University of California and BLAST, NCBI). *C. sinensis*
18
19 glyceraldehyde-3-phosphate dehydrogenase (GAPDH) was used as the reference gene.
20
21 The amplification efficiency was tested for all pair of oligonucleotides (Livak and
22
23 Schmittgen, 2001).
24
25

26
27 Diluted cDNA (3 µg) was used as the template for semi-quantitative RT-PCR
28
29 amplification in 20 µL reactions containing 0.3 µM of each primer (0.15 µM for
30
31 GAPDH) and 10 µL SYBR Green PCR master mix (Power SYBR[®] Green PCR Master
32
33 Mix, Applied Biosystems). The PCR mixtures were preheated at 50 °C for 2 min and
34
35 then at 95 °C for 10 min, followed by 40 amplification cycles (95 °C for 15 s; 60 °C for
36
37 1 min). Amplification specificity was verified by a final dissociation (95 °C 15 s, 60 °C
38
39 20 s and 95 °C 15 s) of PCR products. The levels of PCR products were monitored with
40
41 an ABI PRISM 7000 sequence detection system and analysed with ABI PRISM 7000
42
43 SDS software (Applied Biosystems). At least three independent biological replicates of
44
45 each sample and two technical replicates of each biological replicate were used for the
46
47 RT-PCR analysis. Relative expression levels of the target genes were calculated using
48
49 the $2^{-\Delta\Delta C_T}$ method (Livak and Schmittgen 2001).
50
51
52
53
54
55
56
57

58 *Statistical analysis*
59
60

1
2
3 Analysis of treatment comparisons was performed by ANOVA (Statgraphics Plus 5.1
4 for Windows, Statistical Graphics Corp.). Mean separations were performed with the
5
6
7
8
9
10
11
12
13
14
15
16
17
18
19
20
21
22
23
24
25
26
27
28
29
30
31
32
33
34
35
36
37
38
39
40
41
42
43
44
45
46
47
48
49
50
51
52
53
54
55
56
57
58
59
60

Analysis of treatment comparisons was performed by ANOVA (Statgraphics Plus 5.1 for Windows, Statistical Graphics Corp.). Mean separations were performed with the Tuckey multiple range test. Linear regression analysis was used to evaluate the relationships between parameters.

Results

The effect of leaf-to-fruit ratio

Net CO₂ fixation rate did not change ($P < 0.05$) in girdled shoots with up to 40 leaves per fruit when compared to ungirdled shoots (Fig. 1). There were no differences in A_N (Figure 1) and g_s , C_i and F_v/F_m (data not shown) among shoots with 10, 25 and 40 leaves during the experiment (30 days). During the experiment, changes in the daily A_N values within each treatment were due to changes in the daily environmental conditions. The photosynthetic rate was closely related to the leaf temperatures ($r = -0.85$; $P < 0.05$). Total non-structural carbohydrates and soluble sugars showed a similar trend during the course of the experiment in the non-girdled unifloral shoots (Table 2). Both levels decreased initially during the first 7 days and recovered after 35 days. Starch content in the leaves decreased with time, from an initial value of 9.7% to a value of 4.5%. Leaf area had no effect on the total sugar content after 7 days of girdling, but at the end of the experiment, the accumulation of total carbohydrates in leaves (Table 2) was closely related to the total leaf area per fruit ($r = 0.79$; $P < 0.01$). Notably, the carbohydrate content in leaves markedly differed between the control and the girdled shoots with 40 leaves (17.7 % and 29 %, respectively), mainly due to the changes in soluble sugars (13.2 % and 20.9 %, respectively). Despite these differences, photosynthetic rates remained unchanged.

The effect of sink availability

The evolution of the effect of sink presence on photosynthesis is presented in Fig. 2. Net CO₂ fixation rates did not differ among ungirdled vegetative and unifloral shoots and girdled shoots bearing one fruit and 10 leaves during the experiment. However, twenty-four hours after girdling, A_N fell significantly ($P < 0.05$) in vegetative girdled shoots with 10 leaves (Fig. 2). This decrease was maintained over the course of the experiment. In these shoots, the leaves became chlorotic with time, and almost all abscised after 35 days (data not shown).

There was also a significant decrease in stomatal conductance and the maximum quantum efficiency of PSII photochemistry (Table 3) after 24 h in vegetative girdled shoots. The substomatal CO₂ concentration (C_i) increased after 48 h in these shoots. The decrease in F_v/F_m was due to a significant increase in F_o (Table 3). No changes were observed in F_m , ETR, NPQ and leaf temperatures among treatments (data not shown). The maximum carboxylation rate of Rubisco fell ($P < 0.05$) in leaves of vegetative girdled shoots as compared to ungirdled shoots (80 and 145 $\mu\text{mol m}^{-2} \text{s}^{-1}$, respectively). No changes were observed in the maximum rate of electron transport (102 and 119 $\mu\text{mol m}^{-2} \text{s}^{-1}$, respectively).

The total soluble sugars and starch content did not differ among treatments 24 h after girdling (Table 4). After 48 h, vegetative girdled shoots accumulated starch and soluble sugars. A transient increase in soluble sugars was observed in unifloral girdled shoots after 48 h.

In a further experiment, photosynthesis was measured within the first 24 h after girdling. A_N did not differ in vegetative and unifloral girdled shoots during the first 8 h

1
2
3 (Fig. 3), corresponding to the main diurnal light period (from 1000 to 1800 h). The net
4
5
6 CO₂ fixation rate only fell after 24 h in vegetative girdled shoots.
7
8
9

10
11 Diurnal changes in the relative expression of genes implicated in carbon metabolism
12
13 have been observed (Fig. 4). All analysed genes, except sucrose synthase 1, exhibited
14
15 increased expression during the day, returning to initial levels the next morning. Gene
16
17 expression among treatments did not differ two hours after girdling, with the exception
18
19 of ADP-glucose pyrophosphorylase. The expression of this gene was strongly
20
21 suppressed in vegetative girdled shoots. Compared to ungirdled shoots, the expression
22
23 of sucrose synthase A, sucrose transporter 1 and sucrose phosphate synthase were
24
25 reduced after 8 hours of girdling in vegetative shoots (Fig. 4). This decrease was
26
27 maintained after 24 hours, with the exception of sucrose transporter 2, which showed
28
29 similar expression levels. The expression of ADP-glucose pyrophosphorylase increased
30
31 with time in girdled vegetative shoots. In contrast, unifloral girdled shoots showed
32
33 increased levels of the expression of sucrose synthase A, sucrose transporter 1 and 2 and
34
35 sucrose phosphate synthase after 8 h of girdling, compared to ungirdled vegetative
36
37 shoots (Fig. 4). However, after 24 h, the expression levels of these genes did not differ
38
39 from those observed in vegetative shoots. Sucrose synthase 1 expression did not change
40
41 with time or treatment, with the exception of the decrease in unifloral girdled shoots
42
43 observed after 24 h.
44
45
46
47
48
49
50
51
52

53 Discussion

54 *Effect of leaf-to-fruit ratio*

55
56
57 Trunk girdling is widely used in citrus mainly to increase flowering, fruit set and fruit
58
59 size (Goren et al., 2003). The downward translocation of photoassimilates and
60

1
2
3 metabolites through the phloem is blocked, creating a closed environment for carbon
4
5 metabolism and transport. Carbohydrates accumulate in the leaves and shoot bark above
6
7 the girdle in fruitless trees, whereas the developing fruit consumes all available
8
9 carbohydrates (Li et al., 2003a). In this work, imbalances in source-sink ratios have
10
11 been induced through girdling experiments.
12
13
14
15

16
17 We report an increase in starch and soluble sugars with leaf-to-fruit ratios in girdled
18
19 shoots, as described previously in several species (Urban et al. 2004; Proietti et al.
20
21 2006), including citrus (García-Luis et al. 2002). At high leaf-to-fruit ratios (40),
22
23 soluble sugars accumulated up to 21% DW and up to 8% starch at the end of the
24
25 experiment, as compared to 13 and 5% in ungirdled controls, respectively.
26
27 Approximately twenty-five leaves per fruit developed naturally in mature Salustiana
28
29 trees (non published data), and at the time of the experiments, root growth did not occur
30
31 in 'on' trees, and carbohydrates did not accumulate in the roots because fruits are the
32
33 predominant sinks for the available carbohydrates (Goldschmidt and Koch, 1996).
34
35 Despite the sink strength of the fruit, some basipetal transport of sugars cannot be ruled
36
37 out in the controls because total carbohydrates in girdled shoots bearing 25 leaves per
38
39 fruit are higher (23 and 18% DW, respectively). The sugar content at lower leaf-to-fruit
40
41 ratios, although higher than controls, was not significantly different.
42
43
44
45
46
47
48
49

50
51 Although source-sink ratios altered the carbohydrate content in leaves, no effect of fruit
52
53 load on photosynthesis was observed in Salustiana sweet orange. These results
54
55 contrasted with previous reports for apple (Palmer, 1992), grapevine (Edson et al.,
56
57 1995) and mango (Urban and Lechaudel, 2005), where a negative correlation was
58
59 found. Iglesias et al. (2002) reported that non-structural carbohydrates accumulated up
60

1
2
3 to 26% DW after sucrose supplementation in Satsuma mandarin, and photosynthesis
4 was inhibited. These values are close to those presented in our study, but nevertheless,
5
6 the photosynthetic rate was not repressed. However, the interpretation of sugar feeding
7
8 experiments can be complicated because other metabolites or pathways may also be
9
10 altered (Paul and Foyer, 2001).
11
12
13
14
15
16

17 Our results suggest that whenever a sink (fruit) is present, the photosynthetic rate is not
18 affected by the fruit load. Since the transport capacity of the phloem is not limiting in
19 the Salustiana sweet orange (García-Luis et al. 2002), the higher availability of
20 photoassimilates with leaf-to-fruit ratio allowed for a higher rate of dry matter
21 accumulation in the fruits (García-Luis et al. 2002). Differences with other species
22 could be explained by the export rate of photoassimilates from leaves to fruits, which
23 could be limited at some point in the pathway linking these organs, as reported by
24 Franck et al. (2006) for *Coffea*.
25
26
27
28
29
30
31
32
33
34
35
36
37
38

39 An effect of the crop load on A_N in relation to starch content has been reported
40 (Syvertsen et al., 2003). However, differences in photosynthesis were only present
41 between fruiting and non-fruiting trees and not between full- and half-crop trees. The
42 non-fruiting trees were very young (5-years-old), and therefore the root system could
43 not be a strong and unsaturable sink.
44
45
46
47
48
49
50
51
52

53 Thus, it can be concluded that whenever a sink was present, the photosynthetic rate
54 remained unchanged relative to the sink demand, and soluble sugar accumulation per se
55 did not provoke a down-regulation of the photosynthetic rate. Furthermore, the leaf-to-
56 fruit ratio did not modulate photosynthesis but did affect photoassimilate allocation to
57
58
59
60

1
2
3 the fruits. In fact, environmental conditions accounted for most of the variation in the
4
5 photosynthetic rate and stomatal conductance during the experiment in Salustiana sweet
6
7 oranges (Fig. 1). A_N was closely related to temperature, and no chronic photoinhibition
8
9 was caused by the environmental conditions or girdling.
10
11

12 13 14 15 *The effect of sink availability*

16
17 The effect of alternative sinks on photosynthesis was assessed by comparing the
18
19 photosynthetic rates among girdled and ungirdled unifloral and vegetative shoots (Fig.
20
21 2). When any strong sink was available (e.g. roots and/or fruits), no differences were
22
23 observed in A_N or g_s . No effects related to leaf-fruit distance were observed in the
24
25 Salustiana sweet orange, as photosynthetic rates were similar in fruiting and non-
26
27 fruiting shoots. In addition, non-structural carbohydrate content did not differ among
28
29 these treatments. These results could contradict previous observations of a higher
30
31 photosynthetic rate in non-fruiting shoots (Syvertsen et al. 2003). However, in contrast
32
33 to the present study, measurements were performed in leaves immediately adjacent to
34
35 the fruit in that work. The authors reported effects that were opposite to the responses of
36
37 A_N to crop load in most leaves of the canopy.
38
39
40
41
42
43
44
45

46 A strong reduction in photosynthesis was only observed in girdled vegetative shoots
47
48 when sink strength was sharply reduced. Similar observations have been noted
49
50 previously (Goldschmidt and Koch, 1996; Iglesias et al. 2002), although the kinetics of
51
52 the down-regulation and its relation to carbohydrate content variation have not been
53
54 previously studied. In our experiments, no changes were observed during the first 12 h
55
56 (Fig. 2), but A_N and g_s fell after the night period (Fig. 3), and low values were
57
58 maintained until severe symptoms of chlorosis developed and leaves abscised (Schaffer
59
60

1
2
3 et al. 1986). Nevertheless, starch and soluble sugars only accumulated after 48 h, and
4
5 A_N down-regulation preceded any increase in leaf non-structural carbohydrates. Thus, a
6
7 direct relationship between sugar accumulation and photosynthesis repression must be
8
9 questioned. Furthermore, soluble sugar levels are lower than those observed in the high
10
11 leaf-to-fruit ratio experiment, where A_N remained unchanged. Starch accumulation in
12
13 leaves has been reported to repress photosynthesis (Iglesias et al. 2002). Although A_N
14
15 was also inversely related to starch content in our study after 48 h, down-regulation of
16
17 photosynthesis was not a direct consequence of starch accumulation.
18
19
20
21
22
23

24 DaMatta et al. (2008) proposed that decreased A_N in defruited trees was independent of
25
26 carbon metabolism and directly related to a lower CO_2 availability coupled with a lower
27
28 g_s . Our results indicate that the inhibition of A_N was not attributable to a g_s -associated
29
30 decrease in C_i within the first 24 h, as described by other authors (Urban et al., 2004 and
31
32 Li et al. 2007), because C_i did not decrease in girdled vegetative shoots. On the
33
34 contrary, C_i increased in parallel with the decreased g_s after 48 h, suggesting non-
35
36 stomatal limitations to the net CO_2 fixation rate (Pérez-Pérez et al. 2007).
37
38
39
40
41
42

43 Source-sink manipulations may also alter the fluorescence kinetics of chlorophyll a
44
45 (Syvertsen et al. 2003; Urban et al. 2004; Rivas et al. 2007). In our study, fluorescence
46
47 parameters were only altered in the absence of fruits. F_v/F_m declined after 24 h in the
48
49 leaves of girdled vegetative shoots in response to an increase in F_o , indicating chronic
50
51 photoinhibition events and a reduction in functional PSII units (Flexas et al. 2001).
52
53 However, photosynthesis was not impaired through effects on the PSII reaction centres
54
55 caused by higher leaf temperatures associated with a lower g_s (Li et al. 2007).
56
57 Furthermore, xanthophyll cycle-mediated quenching (NPQ) did not change in A_N down-
58
59
60

1
2
3 regulated leaves, suggesting that another pathway for dissipating excess energy might
4 also have been utilised (Wünsche et al. 2005). Despite the described photoinactivation
5 of PSII, the electron transport rate remained unaltered during the first 48 h, indicating
6 that the IPQ (inactive PSII mediated quenching) mechanism should be working in
7 Salustiana sweet orange leaves. The inhibition of A_N may also result from a change in
8 the key components of photosynthetic capacity (Urban et al., 2004). The RuBP
9 carboxylation capacity of Rubisco ($v_{c \max}$) was repressed after 24 h in our study, despite
10 J_{\max} remaining unchanged. A lower $v_{c \max}$ suggested a decrease in the content or
11 activation state of Rubisco. Araya et al. (2006) proposed that a decrease in Rubisco
12 content is the main cause of carbohydrate repression during photosynthesis.
13
14
15
16
17
18
19
20
21
22
23
24
25
26
27
28

29 Sugar-regulated genes provide a means for integrating cellular responses to transport
30 sugars, and thus information on carbohydrate status, and for coordinating changes in
31 resource utilisation and allocation among organs (Koch, 1996). When sinks cannot use
32 all of the assimilate generated, sugar accumulation in leaves has a direct effect on the
33 expression of ADP-glucose pyrophosphorylase (Müller-Rober et al., 1994) and other
34 carbohydrate-responsive enzymes involved in sucrose and starch metabolism (Koch,
35 1996). Sugar accumulation also represses the expression of the sucrose transporter
36 (Chiou and Bush, 1998; Li et al., 2003b). Sucrose is the main sugar transported through
37 the phloem in *Citrus* (Zimmermann and Ziegler, 1975). We reported higher expression
38 of the sucrose transporter and sucrose synthesis genes and lower expression of the
39 starch synthesis genes in girdled shoots bearing one fruit, indicating that the synthesis
40 and export of sucrose in the leaves is promoted when a strong sink is available to the
41 source. In contrast, the expression of ADP-glucose pyrophosphorylase increased when
42 no strong sinks were present, and the excess of assimilates had to be stored as starch in
43
44
45
46
47
48
49
50
51
52
53
54
55
56
57
58
59
60

1
2
3 the leaves. Sucrose synthase A has been associated with starch synthesis (Dejardin et
4 al., 1997; Li et al. 2003a) due to its cleavage activity. We reported a decrease in its
5 expression when starch accumulated in leaves after girdling, suggesting that this
6 isoform is working in the direction of sucrose synthesis. However, this decrease was not
7 observed in sucrose synthase 1, indicating a different regulation (Li et al., 2003c). The
8 expression of both sucrose transporter 1 and sucrose phosphate synthase is strongly
9 repressed after 8 h in vegetative girdled shoots relative to unifloral girdled shoots,
10 indicating an inhibition of sucrose synthesis and phloem charge. This reduction was
11 further maintained after 24 h. The repression of the sucrose transporter 1 gene was not
12 triggered by soluble sugars as described by Li et al. (2003b). The expression of the
13 sucrose transporter 2 was also inhibited after 8 h, but inhibition was not maintained after
14 24 h, suggesting a different regulatory mechanism. In addition, the expression levels of
15 the sucrose transporter 2 isoform in leaves were similar to those of sucrose transporter
16 1, in contrast to the different physiological roles proposed for these transporters (Li et
17 al., 2003b). From our study, the expression of the genes controlling sucrose and starch
18 metabolism in the leaves changed before any changes in the accumulation of these
19 carbohydrates, as described above for some of the photosynthetic parameters.
20 Differences in starch turnover may play a role in sensing photoassimilate availability
21 and regulation of photosynthetic and carbon metabolism gene expression, as suggested
22 by Paul and Foyer (2001).
23
24
25
26
27
28
29
30
31
32
33
34
35
36
37
38
39
40
41
42
43
44
45
46
47
48
49
50

51
52 In conclusion, in the absence of sinks, a rapid modulation in the expression of genes
53 implicated in adaptive changes in assimilate partitioning occurs. Sucrose synthesis and
54 phloem charge is blocked in the leaves, and fixed carbon is channelled to starch
55 production. Changes in starch and soluble sugar turnover, but not sugar content per se,
56
57
58
59
60

1
2
3 could provide the signal for the regulation of photosynthesis. In these conditions, non-
4
5 stomatal limitations strongly inhibited the photosynthetic rate prior to any significant
6
7 increase in carbohydrate levels.
8
9

10 11 12 **Funding**

13
14
15 This work was supported by the Conselleria de Cultura, Educació i Esport de la
16
17 Generalitat Valenciana [GV/2007/213 and GV/2009/034].
18
19

20 21 22 **Acknowledgements**

23
24 We thank Dr. Jaume Flexas and Dr. Miquel Rivas for their assistance with
25
26 photosynthetic parameters modelling, and Dr. Juan Segura his for critical reading of the
27
28 manuscript.
29
30
31
32
33
34
35

36 37 38 **References**

- 39 Araya, T., K. Noguchi and I. Terashima. 2006. Effects of carbohydrate accumulation on
40
41 photosynthesis differ between sink and source leaves of *Phaseolus vulgaris* L. Plant
42
43 Cell Physiol. 47: 644-652.
44
45
46 Bustan, A., E. Margalit, E.E. Goldschmidt, Y. Erner, R. Goren and N. Seligman. 1992.
47
48 Effect of source-sink ratio on carbohydrate level and photosynthesis in Citrus source
49
50 leaves. Plant Physiol. S857.
51
52
53 Cheng, S.H., B. Moore and J.R. Seemann. 1998. Effects of short term and long term
54
55 elevated CO₂ on the expression of ribulose 1,5-bisphosphate carboxylase/oxygenase
56
57 genes and carbohydrate accumulation in leaves of *Arabidopsis thaliana*. Plant
58
59 Physiol. 116: 715-723.
60

- 1
2
3 Chiou, T.J. and D.R. Bush. 1998. Sucrose is a signal molecule in assimilate partitioning.
4
5 Proc. Nat. Acad. Sci. USA 95: 4784-4788.
6
7
8 DaMatta, F.M., R.L. Cunya, W.E. Antunes, S.C.V. Martins, W.L. Araujo, A.R. Fernie
9
10 and G.A.B.K. Moraes. 2008. In field grown coffee trees source-sink manipulation
11
12 alters photosynthetic rates, independently of carbon metabolism, via alterations in
13
14 stomatal function. *New Phytologist* 178: 348-357.
15
16
17 DeJardin, A., C. Rochat, S. Wulleme and J.P. Boutin. 1997. Contribution of sucrose
18
19 synthase, ADP-glucose pyrophosphorilase and starch synthase to starch synthesis in
20
21 developing pea seeds. *Plant Cell Environ.* 20: 1421-1430.
22
23
24 Edson, C.E., G.S. Howell and J.A. Flore. 1995. Influence of fruit load on photosynthesis
25
26 and dry matter partitioning of Seyval grapevines. *Amer. J. Enol. Vit.* 46: 469-477.
27
28
29 Farquhar, G.D., S. von Caemmerer and J.A. Berry. 1980. A biochemical model of
30
31 photosynthetic CO₂ assimilation in leaves of C₃ species. *Planta* 149: 78-90.
32
33
34 Flexas J., L. Hendrickson and W.S. Chow. 2001. Photoinactivation of photosystem II in
35
36 high light-acclimated grapevines. *Aust. J. Plant Physiol.* 28: 755-764.
37
38
39 Franck, N., P. Vaast, M. Genard and J. Dauzat. 2006. Soluble sugars mediate sink
40
41 feedback down-regulation of leaf photosynthesis in field-grown *Coffea Arabica*.
42
43 *Tree Physiol.* 26: 517-525.
44
45
46 García-Luis, A., M.E.M. Oliveira, Y. Bordón, D.L. Siqueira, S. Tominaga and J.L.
47
48 Guardiola. 2002. Dry matter accumulation in Citrus fruit is not limited by transport
49
50 capacity of the pedicel. *Ann. Bot.* 90: 755-764.
51
52
53 Goldschmidt, E.E. and K.E. Koch. 1996. Citrus. *In* Photoassimilate distribution in
54
55 plants and crops. Eds. E. Zamski and A.A. Schaffer. Marcel Dekker Inc, New York,
56
57 pp 797-823.
58
59
60

- 1
2
3 Goren, R. 2003. anatomical, physiological and hormonal aspects of abscission in Citrus.
4
5 Hort. Rev. 15: 145-181.
6
7
8 Harley, P. and T. Sharkey. 1991. An improved model of C3 photosynthesis at high CO₂:
9
10 reversed O₂ sensitivity explained by lack of glycerate reentry into the chloroplast.
11
12 Photosynthesis Res. 27: 169-178.
13
14
15 Iglesias, D.J., I. Lliso, F.R. Tadeo and M. Talón. 2002. Regulation of photosynthesis
16
17 through source:sink imbalance in citrus is mediated by carbohydrate content in
18
19 leaves. *Physiol. Plantarum* 116: 563-572.
20
21
22 Jang, J.C. and J. Sheen. 1994. Sugar sensing in higher plants. *Plant Cell* 6: 280-283.
23
24
25 Koch, K.E. 1996. Carbohydrate-modulated gene expression in plants. *Ann. Rev. Plant*
26
27 *Physiol. Plant Mol. Biol.* 47: 509-540.
28
29
30 Lenz, F. 1978. Photosynthesis and respiration of citrus as dependent upon fruit load.
31
32 *Proc. Int. Soc. Citr.* 78: 70-71.
33
34
35 Li, C., D. Weiss and E.E. Goldschmidt. 2003a. Girdling affects carbohydrate related
36
37 gene expression in leaves, bark and roots of alternate-bearing Citrus trees. *Ann. Bot.*
38
39 92: 137-143.
40
41
42 Li, C., J.X. Shi, D. Weiss and E.E. Goldschmidt. 2003b. Sugars regulate sucrose
43
44 transporter gene expression in citrus. *Biochem. Biophys. Res. Comm.* 306: 402-407.
45
46
47 Li, C., D. Weiss and E.E. Goldschmidt. 2003c. Effects of carbohydrate starvation on
48
49 gene expression in citrus root. *Planta* 217: 11-20.
50
51
52 Li W.D., W. Duan, P.G. Fan, S.T. Yan and S.H. Li. 2007. Photosynthesis in response to
53
54 sink-source activity and in relation to end products and activities of metabolic
55
56 enzymes in peach trees. *Tree Physiol.* 27: 1307-1318.
57
58
59
60

- 1
2
3 Livak, K.J. and T.D. Schmittgen. 2001. Analysis of relative gene expression data using
4
5 real-time quantitative PCR and the 2(T)(-Delta Delta C) method. *Methods* 25: 402-
6
7 408.
8
9
- 10 Long, S.P. and C.J. Bernacchi. 2003. Gas exchange measurements, what can they tell us
11
12 about the underlying limitations to photosynthesis? Procedures and sources of error.
13
14 *J. Exp. Bot.* 54: 2393-2401.
15
16
- 17 Maxwell, K. and G.N. Johnson. 2000. Chlorophyll fluorescence-a practical guide. *J.*
18
19 *Exp. Bot.* 51: 659-668.
20
21
- 22 McCready, M., J. Guggolz, V. Silveira and H.S. Owens. 1950. Determination of starch
23
24 and amylase in vegetables. *Anal. Chem.* 22: 1156-1158.
25
26
- 27 Müller-Rober, B., U. Lacognata, U. Sonnewald and L. Willmitzer. 1994. A truncated
28
29 version of an ADP-glucose pyrophosphorilase promoter from potato specifies guard
30
31 cell-selective expression in transgenic plants. *Plant Cell* 6: 601-612.
32
33
- 34 Okuda, H., T. Kihara and I. Iwagari. 1996. Effect of fruit removal on photosynthesis,
35
36 stomatal conductance and ABA level in the leaves of vegetative shoots in relation to
37
38 flowering of satsuma mandarin. *J. Jpn. Soc. Hortic. Sci.* 65: 15-20.
39
40
- 41 Palmer, J.W. 1992. Effect of varying crop load on photosynthesis, dry matter production
42
43 and partitioning of Crispin/M.27 apple trees. *Tree Physiol.* 11: 19-33.
44
45
- 46 Paul, M.J and S.P. Driscoll. 1997. Sugar repression of photosynthesis: the role of
47
48 carbohydrates in signalling nitrogen deficiency through source-sink imbalance. *Plant*
49
50 *Cell Environ.* 20: 110-116.
51
52
- 53 Paul, M.J. and C.H. Foyer. 2001. Sink regulation of photosynthesis. *J. Exp. Bot.* 52:
54
55 1383-1400.
56
57
- 58 Paul, M.J. and T.K. Pellny. 2003. Carbon metabolite feedback regulation on leaf
59
60 photosynthesis and development. *J. Exp. Bot.* 54: 539-547.

- 1
2
3 Pérez-Pérez J.G., J.P. Syvertsen, P. Botia and F. García-Sánchez. 2007. Leaf water
4 relations and net gas exchange responses of salinized Carrizo citrange seedlings
5 during drought stress and recovery. *Ann. Bot.* 100: 335-345.
6
7
8
9
10 Proietti P., L. Nasini and F. Famiani. 2006. Effect of different leaf-to-fruit ratios on
11 photosynthesis and fruit growth in olive (*Olea europea* L.). *Photosynthetica* 44:
12 275-285.
13
14
15
16
17 Quilot, B., M. Genard and J. Kervella. 2004. Leaf light saturated photosynthesis for
18 wild and cultivated peach genotypes and their hybrids: A simple mathematical
19 modelling analysis. *J. Hortic. Sci. Biotechnol.* 79: 546-553.
20
21
22
23
24 Rivas F, A. Gravina and M. Agustí. 2007. Girdling effects on fruit set and quantum
25 yield efficiency of PSII in two *Citrus* cultivars. *Tree Physiology* 27: 527-535.
26
27
28
29 Rolland, F., E. Baena-González and J. Sheen. 2006. Sugar sensing and signaling in
30 plants: Conserved and novel mechanisms. *Ann. Rev. Plant Biol.* 57: 675-709.
31
32
33
34 Schaffer, A.A., K.C. Li, E.E. Goldschmidt, C.D. Boyer and R. Goren. 1986. Citrus leaf
35 chlorosis induced by sink removal: starch, nitrogen and chloroplast ultrastructure. *J.*
36 *Plant Physiol.* 124: 111-121.
37
38
39
40
41 Smith, A.M. and M. Stitt. 2007. Coordination of carbon supply and plant growth. *Plant,*
42 *Cell Environ.* 30: 1126-1149.
43
44
45
46 Syvertsen, J.P. 1994. Partial shoots removal increases net CO₂ assimilation and alters
47 water relations of Citrus seedlings. *Tree Physiol.* 14: 497-508.
48
49
50
51 Syvertsen, J.P. and J.J. Lloyd. 1994. Citrus. *In Handbook of environmental physiology*
52 *of fruit crops.* Eds. B. Schaffer and P.C. Andersen. Volume II. CRC Press, Inc.,
53 Boca Raton, Florida, pp 65-99.
54
55
56
57
58
59
60

- 1
2
3 Syvertsen, J.P., C. Goñi and A. Otero. 2003. Fruit load and canopy shading affect leaf
4 characteristics and net gas exchange of 'Spring' navel orange trees. *Tree Physiol.*
5 23: 899-906.
6
7
8
9
10 Urban, L., M. Lechaudel and P. Lu. 2004. Effect of fruit load and girdling on leaf
11 photosynthesis in *Mangifera indica* L. *J. Exp. Bot.* 55: 2075-2085.
12
13
14
15 Urban, L. and M. Léchaudel. 2005. Effect of leaf-to-fruit ratio on leaf nitrogen content
16 and net photosynthesis in girdled branches of *Mangifera indica* L. *Trees* 19: 564-
17 571.
18
19
20
21
22 Wünsche J.N., D.H. Greer, W.A. Laing and J.W. Palmer. 2005. Physiological and
23 biochemical leaf and tree responses to crop load in apple. *Tree Physiol.* 25: 1253-
24 1263.
25
26
27
28
29 Yamanishi, O.K. 1995. Trunk strangulation and winter heating effects on carbohydrate
30 level and its relation with flowering, fruiting and yield of 'Tosa Buntan' pomelo
31 grown in a plastic house. *J. Hortic. Sci.* 70: 85-95.
32
33
34
35
36 Zimmermann, M.H. and H. Ziegler. 1975. List of sugars and sugar alcohols in sieve-
37 tube exudates. *In* Transport in plants: phloem transport. Eds. M.H. Zimmermann
38 and J.A. Milburn. Springer Verlag, New York, pp 480-503.
39
40
41
42
43
44
45
46
47
48
49
50
51
52
53
54
55
56
57
58
59
60

LEGENDS FOR FIGURES

Figure 1. Effect of leaf-to-fruit ratio on the net CO₂ fixation rate in 'Salustiana' sweet orange trees. Values are means of 10 determinations in different trees. Measurements on girdled shoots bearing one fruit and 10 (●), 25 (▲) and 40 (■) leaves and unifloral shoots (□).

Figure 2. Effect of sink availability on the net CO₂ fixation rate in 'Salustiana' sweet orange trees. Values are mean of 10 determinations in different trees. Measures on girdled shoots with 10 leaves bearing one fruit (G10 UF, ▲) or vegetative (G10 VG, Δ); non-girdled shoots bearing one fruit (UF, ●) or vegetative (VG, ○).

Figure 3. Effect of the presence of fruit in girdled shoots on the net CO₂ fixation rate in 'Salustiana' sweet orange trees during the first 24 h after girdling. Values are mean of 10 determinations in different trees. Measurements on girdled shoots with 10 leaves bearing one fruit (G10 UF, ▲) or vegetative (G10 VG, Δ). Girdling was performed between 0930 and 1000 h.

Figure 4. Relative gene expression in leaves of girdled shoots in 'Salustiana' sweet orange. Leaves of vegetative shoots sampled 2 h after girdling are used as a reference for expression levels. For each date and time, different letters indicate significant differences ($P < 0.05$). No letters indicates no differences. Each value is the mean of three independent determinations.

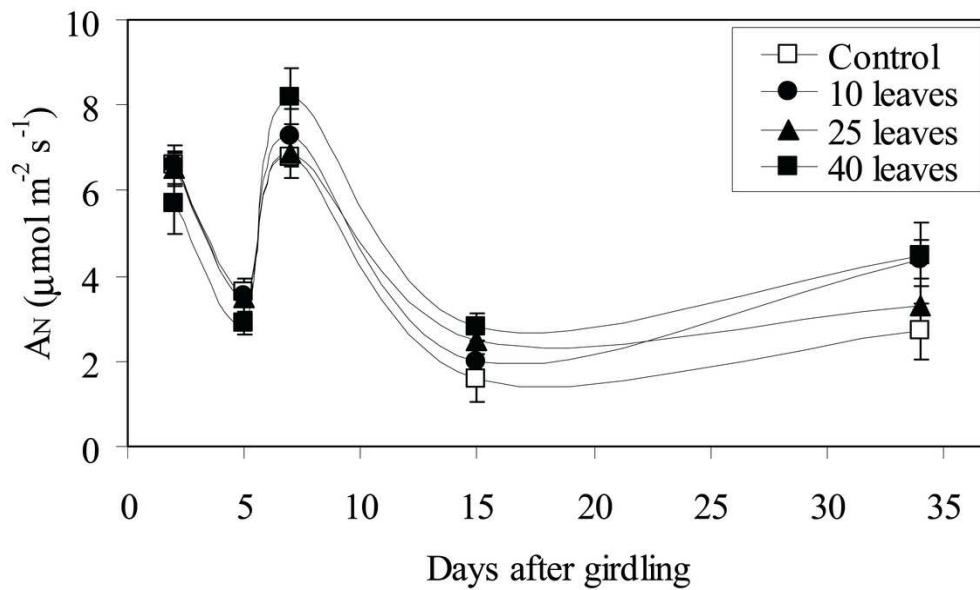


Figure 1. Effect of leaf-to-fruit ratio on the net CO₂ fixation rate in 'Salustiana' sweet orange trees. Values are means of 10 determinations in different trees. Measurements on girdled shoots bearing one fruit and 10 (●), 25 (▲) and 40 (■) leaves and unifloral shoots (□).
48x30mm (600 x 600 DPI)

Review

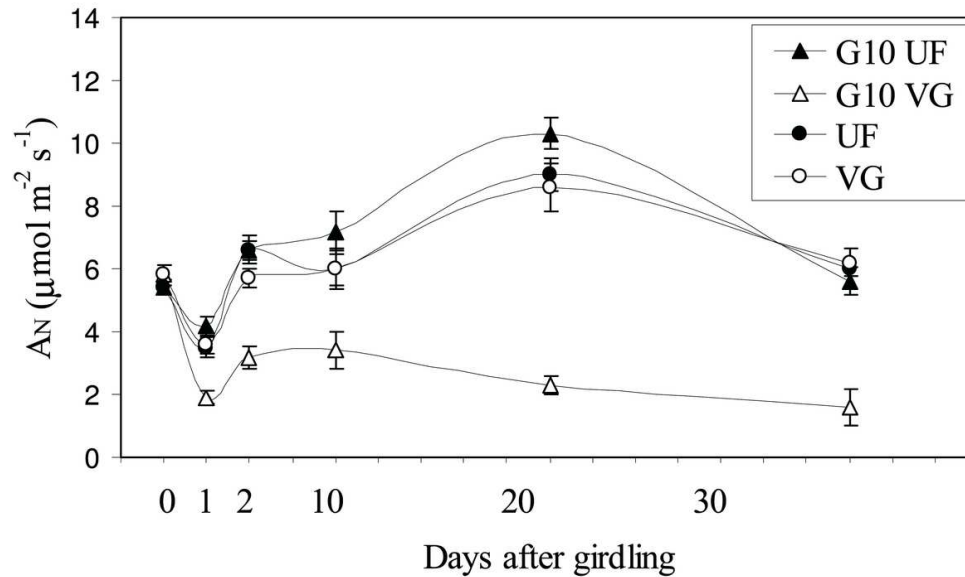


Figure 2. Effect of sink availability on the net CO₂ fixation rate in 'Salustiana' sweet orange trees. Values are mean of 10 determinations in different trees. Measures on girdled shoots with 10 leaves bearing one fruit (G10 UF, ▲) or vegetative (G10 VG, △); non-girdled shoots bearing one fruit (UF, ●) or vegetative (VG, ○).
51x32mm (600 x 600 DPI)

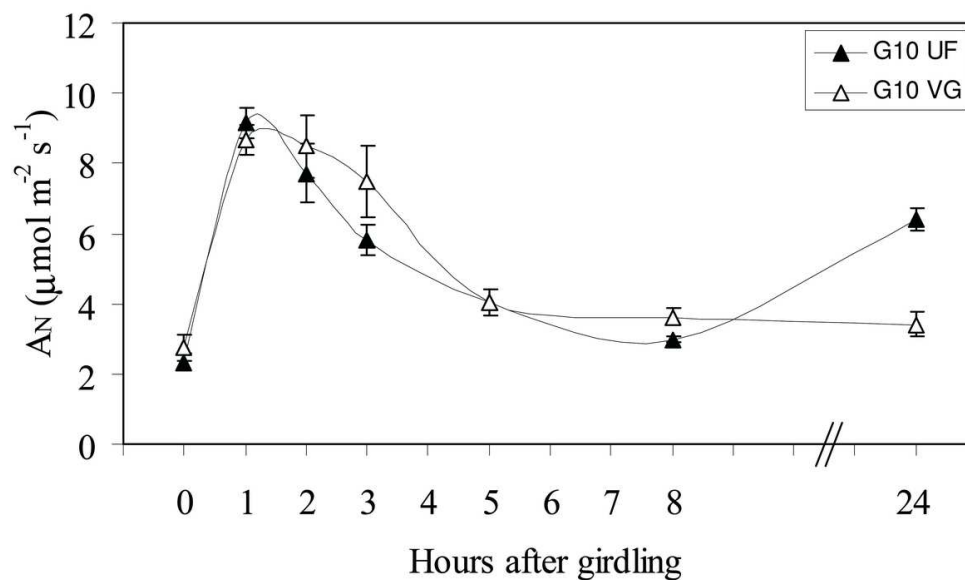


Figure 3. Effect of the presence of fruit in girdled shoots on the net CO₂ fixation rate in 'Salustiana' sweet orange trees during the first 24 h after girdling. Values are mean of 10 determinations in different trees. Measurements on girdled shoots with 10 leaves bearing one fruit (G10 UF, ▲) or vegetative (G10 VG, Δ). Girdling was performed between 0930 and 1000 h.
50x32mm (600 x 600 DPI)

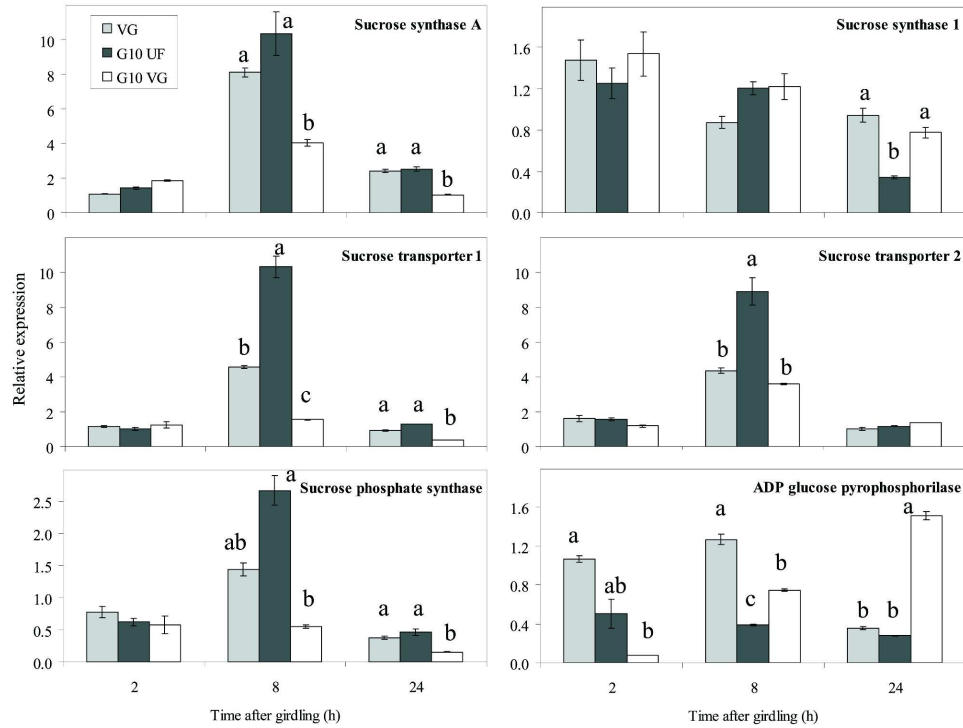


Figure 4. Relative gene expression in leaves of girdled shoots in 'Salustiana' sweet orange. Leaves of vegetative shoots sampled 2 h after girdling are used as a reference for expression levels. For each date and time, different letters indicate significant differences ($P < 0.05$). No letters indicates no differences. Each value is the mean of three independent determinations.

176x141mm (600 x 600 DPI)

Table 1. Set of primers used to amplify specific regions of genes implicated in sucrose and starch metabolism in *Citrus*.

Gene	Accession		Sequence
Glyceraldehyde-phosphate dehydrogenase (GAPDH)	CX672747	F	GGAAGGTCAAGATCGGAATCAA
		R	CGTCCCTCTGCAAGATGACTCT
ADPG-glucose pyrophosphorylase	AF184597	F	GTACCGATTAATGGCGAGTATGG
		R	TGCTGCAGTTGACGGAGATG
Sucrose synthase A	AB021745	F	TTGTGGACTTCCGACATTTCG
		R	TGACGCACCATGCTCGATAA
Sucrose synthase 1	AB022092	F	TGAGCCATTCAATGCCTCGT
		R	TGGATGCATGCTCTCCTTGTC
Sucrose transporter 1	AY098891	F	TTGCGGAGGTGGCAACAT
		R	CACTTAAGGCAGCCGCAACT
Sucrose transporter 2	AY098894	F	CCCAACGGAACCTCCAATTT
		R	AAGGCCSSCCGAACTGAA
Sucrose-phosphate synthase	CB293478	F	ATTCTAAGAGGTCCGTAATGTATG
		R	CTTCAAAGCTGCAGACAAATC

Table 2. Influence of leaf-to-fruit ratio on carbohydrate content in 'Salustiana' sweet orange leaves. Data are the mean values of three independent extracts and three trees per extract.

	Starch			Soluble sugars			Total sugars		
	(% DW)			(% DW)			(% DW)		
Days	0	7	35	0	7	35	0	7	35
Unifloral shoots	9.7	5.4 ab	4.5 a	9.9	7.9 ab	13.2 a	19.6	13.2	17.7 a
Girdled									
10 leaves		4.9 a	6.7 ab		7.4 a	13.5 a		12.2	20.3 a
25 leaves		5.4 ab	7.1 ab		9.0 b	15.8 a		14.5	22.9 a
40 leaves		6.2 b	8.2 b		8.8 b	20.9 b		14.9	29.0 b

Shoots with a single fruit were girdled on June 20 above the number of leaves indicated.

Measurements were performed after 7 and 35 days. Within each column different letters indicate significant differences ($P < 0.05$). No letters indicate no differences.

Table 3. The sink effect on leaf stomatal conductance (g_s), substomatal CO_2 concentration (C_i), maximum quantum efficiency of PSII photochemistry (F_v/F_m) and minimal ground fluorescence intensity (F_o) in 'Salustiana' sweet orange. In girdled shoots, ten leaves remained distal to the girdle. Shoots were girdled on June 28. Values are the mean of nine determinations in different shoots.

		g_s			C_i			F_v/F_m			F_o		
		$mol\ m^{-2}\ s^{-1}$			$\mu mol\ mol^{-1}$								
Days after girdling		0	1	2	0	1	2	0	1	2	0	1	2
Treatment	Shoot												
Ungirdled	Unifloral	0.03	0.04 a	0.04 a	199	241	156 a	0.78	0.79 a	0.77 a	852	822 b	834 b
	Vegetative	0.03	0.04 a	0.05 a	180	228	170 a	0.78	0.79 a	0.79 a	876	838 b	836 b
Girdled	Unifloral		0.06 a	0.06 a		222	172 a		0.78 a	0.79 a		788 b	774 b
	Vegetative		0.02 b	0.02 b		239	202 b		0.72 b	0.70 b		1041 a	1165 a

Within each column, different letters indicate significant differences ($P < 0.05$). No letters indicate no differences.

Table 4. The sink effect on starch, soluble sugars and total carbohydrate content in 'Salustiana' sweet orange leaves. In girdled shoots, ten leaves remained distal to the girdle. Shoots were girdled on June 28. Data are the mean values of three independent extracts and three trees per extract.

		Starch (% DW)			Soluble sugars (% DW)			Total carbohydrates (%DW)		
Days after girdling		0	1	2	0	1	2	0	1	2
Treatment	Shoot									
Ungirdled	Unifloral	10.5	9.6	9.9 a	8.1	10.4	9.7 a	18.6	20.0	19.6 a
	Vegetative	8.6	8.4	8.8 a	7.9	10.6	9.1 a	16.5	19.0	17.8 a
Girdled	Unifloral		8.6	9.2 a		11.6	11.2 ab		20.2	20.4 a
	Vegetative		10.7	16.9 b		11.6	15.4 b		22.4	32.4 b

Within each column, different letters indicate significant differences ($P < 0.05$). No letters indicate no differences.