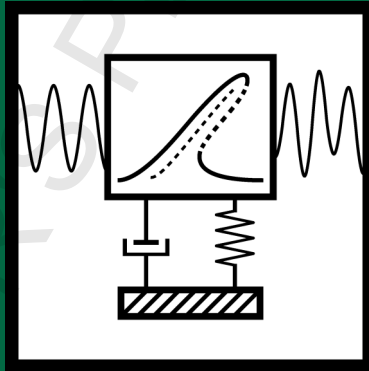


August 2016, Volume 18, Issue 5  
Pages (2714-3424), NoP (2080-2132)  
ISSN 1392-8716

# JVE Journal of Vibroengineering



## Editor in chief

K. Ragulskis Lithuanian Academy of Sciences, (Lithuania) k.ragulskis@jve.lt, ragulskis.jve@gmail.com

## Managing Editor

M. Ragulskis Kaunas University of Technology, JVE International, (Lithuania) minvydas.ragulskis@ktu.lt, m.ragulskis@jve.lt

## Editorial Board

H. Adeli The Ohio State University, (USA) adeli.1@osu.edu  
V. Babitsky Loughborough University, (UK) v.i.babitsky@lboro.ac.uk  
R. Bansevicius Kaunas University of Technology, (Lithuania) ramutis.bansevicus@ktu.lt  
M. Bayat Tarbiat Modares University, (Iran) mbayat14@yahoo.com  
I. Blekhman Mekhanoobr – Tekhnika Corporation, (Russia) iliya.i.blekhman@gmail.com  
K. Bousson University of Beira Interior, (Portugal) bousson@ubi.pt  
A. Bubulis Kaunas University of Technology, (Lithuania) algimantas.bubulis@ktu.lt  
R. Burdzik Silesian University of Technology, (Poland) rafal.burdzik@polsl.pl  
M. S. Cao Hohai University, (China) cmszhy@hhu.edu.cn  
Lu Chen Beihang University, (China) luchen@buaa.edu.cn  
F. Chernousko Institute for Problems in Mechanics, (Russia) chern@ipmnet.ru  
Z. Dabrowski Warsaw University of Technology, (Poland) zdabrow@simr.pw.edu.pl  
Y. Duhovnik Institute of Machine Building Mechanics, (Russia) iinstitut@bk.ru  
J. Duhovnik University of Ljubljana, (Slovenia) joze.duhovnik@lecad.uni-lj.si  
S. Ersoy Marmara University, (Turkey) sersoy@marmara.edu.tr  
A. Fedaravičius Kaunas University of Technology, (Lithuania) algimantas.fedaravicius@ktu.lt  
R. Ganiev Blagonravov Mechanical Engineering Research Institute, (Russia) rganiev@nwmtc.ac.ru  
W. H. Hsieh National Formosa University, (Taiwan) allen@nfu.edu.tw  
V. Kaminskas Vytautas Magnus University, (Lithuania) v.kaminskas@if.vdu.lt  
V. Klyuev Association Spektr – Group, (Russia) v.klyuev@spektr.ru  
G. Kulvietis Vilnius Gediminas Technical University, (Lithuania) genadijus.kulvietis@vgtu.lt  
V. Lyalin Izhevsk State Technical University, (Russia) velyalin@mail.ru  
R. Maskeliūnas Vilnius Gediminas Technical University, (Lithuania) rimas.maskeliunas@vgtu.lt  
L. E. Muñoz Universidad de los Andes, (Colombia) lui-muno@uniandes.edu.co  
V. Ostaševičius Kaunas University of Technology, (Lithuania) vytautas.ostasevicus@ktu.lt  
A. Palevičius Kaunas University of Technology, (Lithuania) arvydas.palevicus@ktu.lt  
G. Panovko Blagonravov Mechanical Engineering Research Institute, (Russia) gpanovko@yandex.ru  
L. Qiu Nanjing University of Aeronautics and Astronautics, (China) lei.qiu@nuaa.edu.cn  
S. Rakheja Concordia University, (Canada) subhash.rakheja@concordia.ca  
V. Royzman Khmelniyskiy National University, (Ukraine) iftom@ukr.net  
M. A. F. Sanjuan University Rey Juan Carlos, (Spain) miguel.sanjuan@urjc.es  
P. M. Singru BITS Pilani, (India) pmsingru@goa.bits-pilani.ac.in  
A. El Sinawi The Petroleum Institute, (United Arab Emirates) aelsinawi@pi.ac.ae  
E. Shahmatov Samara State Aerospace University, (Russia) shakhm@ssau.ru  
G. Song University of Houston, (USA) gsong@uh.edu  
J. Škliba Technical University of Liberec, (Czech Republic) jan.skliba@tul.cz  
S. Toyama Tokyo A&T University, (Japan) toyama@cc.tuat.ac.jp  
K. Uchino The Pennsylvania State University, (USA) kenjiuchino@psu.edu  
A. Vakhguel't Nazarbayev University, (Kazakhstan) anatoli.vakhguel't@nu.edu.kz  
A. Valiulis Vilnius Gediminas Technical University, (Lithuania) algirdas.valiulis@vgtu.lt  
P. Vasiljev Lithuanian University of Educational Sciences, (Lithuania) vasiljev@vpu.lt  
V. Veikutis Lithuanian University of Health Sciences, (Lithuania) vincentas.veikutis@ismuni.lt  
J. Viba Riga Technical University, (Latvia) janis.viba@rtu.lv  
V. Volkovas Kaunas University of Technology, (Lithuania) vitalijus.volkovas@ktu.lt  
J. Wallaschek Leibniz University Hannover, (Germany) wallaschek@ids.uni-hannover.de  
Xiao-Jun Yang China University of Mining and Technology, (China) dyangxiaojun@163.com  
Mao Yuxin Zhejiang Gongshang University, (China) maoyuxin@zjgsu.edu.cn  
M. Zakrzhevsky Riga Technical University, (Latvia) mzakr@latnet.lv

# JVE Journal of Vibroengineering

## Aims and Scope

Original papers containing developments in vibroengineering of dynamical systems (macro-, micro-, nano- mechanical, mechatronic, biomechanics and etc. systems).

The following subjects are principal topics: Vibration and wave processes; Vibration and wave technologies; Nonlinear vibrations; Vibroshock systems; Generation of vibrations and waves; Vibrostabilization; Transformation of motion by vibrations and waves; Dynamics of intelligent mechanical systems; Vibration control, identification, diagnostics and monitoring.

**All published papers are peer reviewed.**

## General Requirements

The authors must ensure that the paper presents an original unpublished work which is not under consideration for publication elsewhere.

The following structure of the manuscript is recommended: abstract, keywords, nomenclature, introduction, main text, results, conclusions and references. Manuscript should be single-spaced, one column 162×240 mm format, using Microsoft Word 2007 or higher. Margins: top 10 mm, bottom 10 mm, left 15 mm, right 10 mm, header 4 mm, footer 7 mm.

Font: Times New Roman. Title of the article 16 pt Bold, authors name 10 pt Bold, title of the institution 9 pt Regular, equations and text 10 pt Regular, indexes 5 pt Regular, all symbols Italic, vectors Bold, numbers Regular. Paragraph first line indentation 5 mm. Equations are to be written with Microsoft Office 2007 or higher Equation Tool.

Heading of the table starts with table number 9 pt Bold as “**Table 1.**”, then further text 9 pt Regular. Table itself 9 pt Regular.

Figure caption starts with figure number 9 pt Bold as “**Fig. 1.**”, then further text 9 pt Regular. Figure itself must be a single or grouped graphical item.

Tables and figures are placed after the paragraph in which they are first referenced.

List of references: reference number and authors 9 pt Bold, further information 9 pt Regular:

- [1] **Pain H. J.** The Physics of Vibrations and Waves. Chichester: John Wiley and Sons, 2005.
- [2] **Juška V., Svilainis L., Dumbrava V.** Analysis of piezomotor driver for laser beam deflection. Journal of Vibroengineering, Vol. 11, Issue 1, 2009, p. 17-26.

Every manuscript published in Journal of Vibroengineering must be followed by a list of biographies, with a passport type photographs, of all listed authors.

The authors are responsible for the correctness of the English language.

The authors are expected to cover partial costs of publication in JVE.

JVE annual subscription fees: 300 EUR (individual); 600 EUR (institutional).

## The journal material is referred:

**THOMSON REUTERS:** Science Citation Index Expanded (Web of Science, SciSearch®);  
Journal Citation Reports / Science Edition.

**SCOPUS:** ELSEVIER Bibliographic Database.

**COMPENDEX:** ELSEVIER Bibliographic Database.

**EBSCO:** Academic Search Complete;  
Computers & Applied Sciences Complete;  
Central & Eastern European Academic Source;  
Current Abstracts;  
Shock & Vibration Digest;  
TOC Premier.

**GALE Cengage Learning:** Academic OneFile Custom Periodical.

**INSPEC:** OCLC. The Database for Physics, Electronics and Computing.

**VINITI:** All-Russian Institute of Scientific and Technical Information.

**GOOGLE SCHOLAR:** <http://scholar.google.com>

**CROSSREF:** <http://www.crossref.org>

**Internet:** <http://www.jvejournal.com>; <http://www.jve.lt>

**E-mail:** [m.ragulskis@jve.lt](mailto:m.ragulskis@jve.lt); [ragulskis.jve@gmail.com](mailto:ragulskis.jve@gmail.com)

**Address:** Geliu ratas 15A, LT-50282, Kaunas, Lithuania

**Publisher:** JVE International Ltd.

## Contents

### MECHANICAL VIBRATIONS AND APPLICATIONS

- 2080. ANALYTICALLY OPTIMAL PARAMETERS OF FRACTIONAL-ORDER DYNAMIC VIBRATION ABSORBER** 2714  
YONGJUN SHEN, HAIBO PENG, SHAOFANG WEN, SHAOPU YANG, HAIJUN XING
- 2081. PERFORMANCE OF SHEAR WALL WITH EXTERNAL REINFORCEMENT BY CFRP AND STEEL SHEETS AGAINST BLAST LOAD** 2735  
M. SHIRINZADEH, A. HAGHOLLAHI
- 2082. STRESS-STRAIN RESPONSE ANALYSIS AND PROTECTIVE DEVICE DESIGN FOR BURIED PIPELINE IMPACTED BY PERILOUS ROCK** 2744  
JIE ZHANG, ZHENG LIANG, CHENGYU XIA
- 2083. RESEARCH ON RICOCHET AND ITS REGULARITY OF PROJECTILES OBLIQUELY PENETRATING INTO CONCRETE TARGET** 2754  
JIANFENG XUE, PEIHUI SHEN, XIAOMING WANG
- 2084. A UNIFIED FORMULATION FOR VIBRATION ANALYSIS OF OPEN CYLINDRICAL SHELLS COUPLED WITH ANNULAR SECTOR PLATES UNDER GENERAL BOUNDARY AND COUPLING CONDITIONS** 2771  
HUIMIN LIU, FANMING LIU, HAORAN BAI, RANBING YANG
- 2085. OPTIMIZED MODELING AND EXPERIMENT TEST OF A FLUID INERTER** 2789  
YUJIE SHEN, LONG CHEN, YANLING LIU, XIAOLIANG ZHANG, XIAOFENG YANG
- 2086. DYNAMIC ANALYSES OF HOISTING ROPES IN A MULTI-ROPE FRICTION MINE HOIST AND DETERMINATION OF PROPER HOISTING PARAMETERS** 2801  
YANSONG MA, XINGMING XIAO
- 2087. EFFECT OF PRE-STRESS ON NATURAL VIBRATION FREQUENCY OF THE CONTINUOUS STEEL BEAM BASED ON HILBERT-HUANG TRANSFORM** 2818  
JIE LI
- FAULT DIAGNOSIS BASED ON VIBRATION SIGNAL ANALYSIS
- 2088. DAMAGE DETECTION OF PIPELINE MULTIPLE CRACKS USING PIEZOCERAMIC TRANSDUCERS** 2828  
GUOFENG DU, LINSHENG HUO, QINGZHAO KONG, GANGBING SONG

- 2089. CURVE SIMILARITY RECOGNITION BASED ROLLING BEARING DEGRADATION STATE ESTIMATION AND LIFETIME PREDICTION** 2839  
LIPIN ZHANG, CHEN LU, LAIFA TAO
- 2090. STUDY ON THE CHARACTERISTICS OF THE TORQUE VIBRATION AND THE DETECTION OF THE GAP** 2855  
SHUJIN CHEN, RUIYANG NI, SHENG LU, YANG ZHOU, JIANGHUI DONG
- 2091. NUMERICAL AND EXPERIMENTAL SIMULATION OF DAMAGED ROCK WITH RANDOMLY ORIENTED CRACKS BY SHOCK DISTURBANCE** 2867  
WANRONG WU, LEI LOU
- 2092. FEATURE EXTRACTION OF ROLLING ELEMENT BEARING' COMPOUND FAULTS BASED ON CYCLIC WIENER FILTER WITH CONSTRUCTED REFERENCE SIGNALS** 2880  
HONGCHAO WANG
- 2093. A WAVELET THRESHOLDING METHOD FOR VIBRATION SIGNALS DENOISING OF HIGH-PILED WHARF STRUCTURE BASED ON A MODIFIED ARTIFICIAL BEE COLONY ALGORITHM** 2899  
XUN ZHANG, JUELONG LI, JIANCHUN XING, PING WANG, LIQIANG XIE

## VIBRATION GENERATION AND CONTROL

- 2094. RESEARCH ON A SYMMETRIC NON-RESONANT PIEZOELECTRIC LINEAR MOTOR** 2916  
MENGXIN SUN, YIN WANG, WEIQING HUANG, QIAN LU
- 2095. NONLINEAR INTERACTION OF ELASTIC WAVES IN SOLID POROUS MATERIAL UNDER THE CONDITION OF PHASE-GROUP SYNCHRONISM** 2926  
VLADIMIR I. EROFEEV, ANDREI B. DAR'ENKOV, ALEKSANDR S. PLEKHOV, ALEXANDER E. SHOKHIN
- 2096. PIEZOELECTRIC ACTUATOR WITH TRAVELING WAVE WAVEGUIDE** 2936  
ANDRIUS CEPONIS, DALIUS MAZEIKA, RAMUTIS BANSEVICIUS, VYTAUTAS BAKANAUSKAS
- 2097. A REVIEW OF COMMAND SHAPING TECHNIQUES FOR ELIMINATION OF RESIDUAL VIBRATIONS IN FLEXIBLE-JOINT MANIPULATORS** 2947  
CAGLAR CONKER, HAKAN YAVUZ, HASAN HUSEYIN BILGIC
- 2098. ACTIVE VIBRATION CONTROL OF A SLEWING SPACECRAFT' S PANEL USING H  $\infty$  CONTROL** 2959  
MUHAMMAD ATIF KHUSHNOOD, XIAOGANG WANG, NAIGANG CUI

## SEISMIC ENGINEERING

- 2099. STUDY OF THE SEISMIC PERFORMANCE OF STEEL FRAMES IN THE ELLIPTIC BRACING** 2974  
HABIB GHASEMI JOUNEGHANI, ABBAS HAGHOLLAHI, HASSAN MOGHADDAM, ABDOLREZA SARVGHAD MOGHADAM
- 2100. EXPERIMENTAL STUDY ON GROUND VIBRATION OF BLASTING THE BOULDER WITH TANDEM SHAPED CHARGING WARHEAD** 2986  
ZHENXIONG WANG, WENBIN GU, JIANQING LIU, JIANGHAI CHEN, JINGLIN XU, XIN LIU
- 2101. STUDY ON AN ENGINEERING MEASURE TO IMPROVE INTERNAL EXPLOSION RESISTANCE CAPACITY OF SEGMENTAL TUNNEL LINING STRUCTURES** 2997  
YUETANG ZHAO, CHENG CHU, YIJUN YI
- 2102. INELASTIC PARAMETRIC ANALYSIS OF FREQUENCIES AND SEISMIC RESPONSES OF SOIL-MULTISTOREY BIDIRECTIONAL ECCENTRIC STRUCTURE INTERACTION SYSTEM** 3010  
XIN-LIANG JIANG, YU-PING KUANG, NAN JIANG

- 2103. IMPLEMENTATION OF A SIMULATION INVERSION METHOD INTO ESTIMATING THE DAMPING COEFFICIENT IN BLASTING** 3037  
QINGWEN LI, LU CHEN, LAN QIAO
- 2104. COMPARISON BETWEEN SIMULATION AND EXPERIMENTAL RESULT OF THE SCALE DOWN VERTICAL CONCRETE CASK UNDER THE HISTORICAL EARTHQUAKE HIT** 3048  
CHE-WEI HU, CHI-CHE HUNG, YUAN-CHIEH WU, WEI-TING LIN

## MODAL ANALYSIS

- 2105. VIBRATION MODES OF THE ROTOR SYSTEM OF TURBOCHARGER WITH FLOATING-RING BEARING** 3057  
HUIBIN LI, CHENXIA ZHANG, YUE ZHANG, LEI HOU
- 2106. A PRACTICAL METHOD FOR CALCULATING EIGENFREQUENCIES OF A CANTILEVER MICROBEAM WITH THE ATTACHED TIP MASS** 3070  
MUSTAFA ÖZGÜR YAYLI, SÜHEYLA YEREL KANDEMİR, ALI ERDEM ÇERÇEVİK
- 2107. MODAL ANALYSIS OF A RECTANGULAR VARIABLE CROSS-SECTION BEAM WITH MULTIPLE CRACKS UNDER DIFFERENT TEMPERATURES** 3078  
YIJIAN MA, GUOPING CHEN
- 2108. FREE VIBRATION PROPERTIES OF ROTATE VECTOR REDUCER** 3089  
CHUAN CHEN, YUHU YANG
- 2109. ACCURATE PREDICTION APPROACH OF DYNAMIC CHARACTERISTICS FOR A ROTATING THIN WALLED ANNULAR PLATE CONSIDERING THE CENTRIFUGAL STRESS REQUIREMENT** 3104  
ZHONG LUO, YOU WANG, JINGYU ZHAI, YUNPENG ZHU
- 2110. FREE VIBRATION ANALYSIS OF PLATE/SHELL COUPLED STRUCTURES BY THE METHOD OF REVERBERATION-RAY MATRIX** 3117  
DONG TANG, XIONGLIANG YAO, GUOXUN WU
- 2111. A UNIFIED SOLUTION FOR FREE VIBRATION OF ORTHOTROPIC CIRCULAR, ANNULAR AND SECTOR PLATES WITH GENERAL BOUNDARY CONDITIONS** 3138  
DONGYAN SHI, QIAN LIANG, QINGSHAN WANG, XIAOYAN TENG
- 2112. ANALYSIS OF DYNAMIC COMPLIANCE OF THE SUPPORTING STRUCTURE FOR THE PROTOTYPE OF ORGANIC RANKINE CYCLE MICRO-TURBINE WITH A CAPACITY OF 100 kWe** 3153  
PAWEŁ BAGIŃSKI, GRZEGORZ ZYWICA
- 2113. TIME-FREQUENCY TECHNIQUES FOR MODAL PARAMETERS IDENTIFICATION OF CIVIL STRUCTURES FROM ACQUIRED DYNAMIC SIGNALS** 3164  
CARLOS ANDRES PEREZ-RAMIREZ, JUAN PABLO AMEZQUITA-SANCHEZ, HOJJAT ADELI, MARTIN VALTIERRA-RODRIGUEZ, RENE DE JESUS ROMERO-TRONCOSO, AURELIO DOMINGUEZ-GONZALEZ, ROQUE ALFREDO OSORNIO-RIOS

## VIBRATION IN TRANSPORTATION ENGINEERING

- 2114. STUDY OF VIBRATIONS IN A SHORT-SPAN BRIDGE UNDER RESONANCE CONDITIONS** 3186  
FRAN RIBES-LLARIO, CLARA ZAMORANO-MARTÍN, SILVIA MORALES-IVORRA, JULIA REAL-HERRÁIZ
- 2115. FUZZY CONTROL OF ACTIVE SUSPENSION SYSTEM** 3197  
SENTHILKUMAR PALANISAMY, SIVAKUMAR KARUPPAN

<b>2116. INVESTIGATION OF RECOIL FORCE INFLUENCE ON DYNAMIC PARAMETERS OF CARRIER M113</b>	<b>3205</b>
VACLOVAS JONEVIČIUS, TADAS LIPINSKIS, VIKTOR SKRICKIJ, ALBERTAS PINCEVIČIUS	
FLOW INDUCED STRUCTURAL VIBRATIONS	
<b>2117. VIBRATION CHARACTERISTICS OF THE IMPELLER AT MULTI-CONDITIONS IN MIXED-FLOW PUMP UNDER THE ACTION OF FLUID-STRUCTURE INTERACTION</b>	<b>3213</b>
WEI LI, LEILEI JI, WEIDONG SHI, LING ZHOU, XIAOPING JIANG, YANG ZHANG	
<b>2118. VIBRO-ACOUSTIC COUPLED ANALYSIS EXCITED BY CORRELATED TURBULENT BOUNDARY LAYER</b>	<b>3225</b>
YANBIN LI, QINGGUO FEI, SHAOQING WU, PENG ZHANG, DONG JIANG	
<b>2119. VIBRATIONS ANALYSIS OF RUPTURED PIPE CONVEYING PULSATING FLUID FLOW AND SUPPORTED BY A MAGNETORHEOLOGICAL DAMPER</b>	<b>3242</b>
E. M. ATTIA	
<b>2120. NUMERICAL SIMULATION OF THE NEAR-WAKE FLOW FIELD OF A HORIZONTAL-AXIS WIND TURBINE (HAWT) MODEL</b>	<b>3258</b>
DAN-MEI HU, HONG-LEI DING	
OSCILLATIONS IN BIOMEDICAL ENGINEERING	
<b>2121. DESIGN OF AN EXOSKELETON FOR UPPER LIMB ROBOT-ASSISTED REHABILITATION BASED ON CO-SIMULATION</b>	<b>3269</b>
ZAIRA PINEDA-RICO, JOSE ALFONSO SANCHEZ DE LUCIO, FRANCISCO JAVIER MARTINEZ LOPEZ, PEDRO CRUZ	
<b>2122. ASSESSMENT AND COMPARISON OF LIKELY DENSITY DISTRIBUTIONS IN THE CASES OF THICKNESS MEASUREMENT OF SKIN TUMOURS BY ULTRASOUND EXAMINATION AND HISTOLOGICAL ANALYSIS</b>	<b>3279</b>
INDRE DRULYTE, TOMAS RUZGAS, RENALDAS RAISUTIS, SKAIDRA VALIUKEVICIENE	
<b>2123. IMPROVEMENT OF BALANCE OF CHILDREN WITH DISORDER OF MOTOR FUNCTION BY MEANS OF ADAPTED PHYSIOTHERAPY</b>	<b>3292</b>
MARGARITA RADŽIŪNIENĖ, VILMA MAURICIENĖ, KRISTINA BERŠKIENĖ, GIEDRIUS VANAGAS, KĘSTUTIS RADŽIŪNAS	
CHAOS, NONLINEAR DYNAMICS AND APPLICATIONS	
<b>2124. SYNCHRONOUS CHARACTERISTICS OF A VIBRATION PILING SYSTEM WITH ELECTROMECHANICAL COUPLING</b>	<b>3305</b>
NAN ZHANG	
<b>2125. SYNCHRONIZATION AND COUPLING DYNAMIC CHARACTERISTICS OF A DUAL-ROTORS EXCITER</b>	<b>3318</b>
XIAOZHE CHEN, XIANGXI KONG, YUNSHAN LIU, BANGCHUN WEN	
<b>2126. PARAMETER-INDUCED FRACTAL EROSION OF THE SAFE BASIN IN A SOFTENING DUFFING OSCILLATOR</b>	<b>3329</b>
SHANGUO YANG	
ACOUSTICS, NOISE CONTROL AND ENGINEERING APPLICATIONS	
<b>2127. ENHANCEMENT OF TWO-DIMENSIONAL ACOUSTIC SOURCE IDENTIFICATION WITH FOURIER-BASED DECONVOLUTION BEAMFORMING</b>	<b>3337</b>
YANG YANG, ZHIGANG CHU, LINBANG SHEN, GUOLI PING	

- 2128. STUDY OF SARASVATI VEENA – A SOUTH INDIAN MUSICAL INSTRUMENT USING ITS VIBRO-ACOUSTIC SIGNATURES** 3362  
AKSHAY SUNDAR, HANCEL P V, PRAVIN SINGRU, RADHIKA VATHSAN
- 2129. MODAL RESPONSE-BASED TECHNICAL COUNTERSURVEILLANCE MEASURE AGAINST LASER MICROPHONES** 3369  
GERGELY TAKÁCS, JAKUB OTČENÁŠ, JÁN VACHÁLEK, BORIS ROHAL'-ILKIV
- 2130. EXPERIMENTAL AND NUMERICAL INVESTIGATION OF INTERIOR FLOW-INDUCED NOISE IN PUMP AS TURBINE** 3383  
LIANG DONG, CUI DAI, HOU-LIN LIU, FAN-YU KONG
- 2131. NONLINEAR FACTOR ANALYSIS AND ITS APPLICATION TO ACOUSTICAL SOURCE SEPARATION AND IDENTIFICATION** 3397  
WEI CHENG, LIN GAO, JIE ZHANG, JIANTAO LU

## FRACTIONAL DYNAMICS AND APPLICATIONS

- 2132. STUDY ON A FRACTIONAL-ORDER CONTROLLERS BASED ON BEST RATIONAL APPROXIMATION OF FRACTIONAL CALCULUS OPERATORS** 3412  
HUIMIN ZHAO, WU DENG, XINHUA YANG, YU XUE



# 2114. Study of vibrations in a short-span bridge under resonance conditions

Fran Ribes-Llario<sup>1</sup>, Clara Zamorano-Martín<sup>2</sup>, Silvia Morales-Ivorra<sup>3</sup>, Julia Real-Herráiz<sup>4</sup>

<sup>1,3,4</sup>University Institute for Multidisciplinary Mathematics, Polytechnic University of Valencia, 46022, Valencia, Spain

<sup>2</sup>Foundation for the Research and Engineering in Railways, 160 Serrano, 28002 Madrid, Spain

<sup>1</sup>Corresponding author

**E-mail:** <sup>1</sup>[frarilla@cam.upv.es](mailto:frarilla@cam.upv.es), <sup>2</sup>[claraz@fundacioncdh.com](mailto:claraz@fundacioncdh.com), <sup>3</sup>[silmoiv@cam.upv.es](mailto:silmoiv@cam.upv.es), <sup>4</sup>[jureaher@tra.upv.es](mailto:jureaher@tra.upv.es)

Received 6 October 2015; received in revised form 27 December 2015; accepted 22 April 2016

DOI <http://dx.doi.org/10.21595/jve.2016.16531>

**Abstract.** Resonance is a phenomenon of utmost importance in railways engineering, leading to vast damages both in track and vehicles. Thus, to avoid the undesired effect of resonance, it must be studied, understood and predicted. To this aim, in the current study a FE model able to reproduce the dynamic behavior of a real stretch of track has been developed and its correct behavior has been calibrated with real data. Furthermore, different measures of mitigation have been proposed and its effect on displacements and vibrations in the mid-span section of a railway bridge have been evaluated.

**Keywords:** railways vibrations, resonance, mitigation measures.

## 1. Introduction

The dynamic response of a track subjected to the passage of a train is a complex phenomenon, whose understanding is of utmost importance to maximize track quality, minimize its maintenance needs and to assure its safety. The importance of the dynamic response of the track is even higher when it is built over a railway bridge, since resonance conditions may be reached.

The phenomenon of resonance takes place when frequencies similar to the eigenfrequencies of the bridge are induced by the passage of the train. These frequencies may be associated to the distance between adjacent wheelsets, the distance between adjacent sleepers or irregularities in the wheel-rail contact among others.

Under these circumstances, the vibratory response of a track is highly increased, thus enhancing the risk of damage to the structure and, sometimes, leading to its collapse. These reasons have encouraged the study of resonance in railway bridges over the last few decades. Some authors as [1] and [2] studied the effect of high-speed trains on bridges and the procedures to calculate the dynamical response of the bridge under resonance conditions.

The dynamic response of a railway bridge is influenced by numerous factors, such as structure natural frequencies and damping, train speed or the length of both the structure and the train. Within this context, [3] studied the influence of different parameters, including the bridge-to-carriage length ratio. [4] demonstrated that the primary frequencies in the bridge response might be caused by the driving frequencies, which are related to the time the train spent crossing the bridge, and the dominant frequencies, which are caused by the repeated loads.

Among the studies found along the literature, it may be said that there are different ways to calculate the dynamic response of a bridge under dynamic excitations. The bridge has been modeled from simple beams [5, 6] to complex FEM models with hundreds of DOF. Meanwhile, the effect of the train also presents different procedures to be simulated. The main methods are the moving loads [7-9], the moving mass [10-12], and the moving sprung mass models [5, 13, 14].

The present paper aims to assess the dynamic response of a real short-span bridge, whose dominant frequencies are excited by the passage of a train. This study has been performed by means of a detailed 3D FEM model, calibrated and validated with accelerations data from a gathering campaign. Then, the effect of the train over the bridge in several scenarios has been simulated following the moving loads procedure and, finally, conclusions have been drawn.

## 2. Methodology

In the present section, the methodology followed to evaluate the dynamic behavior of a bridge has been presented: first of all, the numerical FE model developed to simulate the bridge has been detailed. Then, to assess the validity of the model and the accurateness of the results, the vibrational data recorded in a real track have been compared to the accelerations calculated by the model; and finally, a modal analysis has been performed to calculate the flexural modes of the bridge.

Once bridge modes of vibration are known, the frequencies associated to these modes have been induced by a set of loads travelling through the stretch – simulating the passage of the wheelsets, so as to evaluate the behavior of the track under resonance conditions. Moreover, different scenarios including ballast improvements, variations on damping and changes on railpads and sleepers have been evaluated.

### 2.1. FE model

To simulate the behavior of the bridge and the track a FE model has been implemented by means of the commercial software ANSYS LS-DYNA V14, following the research carried out by [15].

As depicted in Fig. 1, the model consists on a ballasted track, provided with wooden sleepers and UIC-45 rails, built over a short-span bridge. The whole structure is modeled as a mesh of hexahedral elements, whose maximum size depends on the maximum wavelength transmitted through the track and the minimum size is set considering the computational time. Thus, following [15]. The maximum size of the elements has been set to 0.25 m.

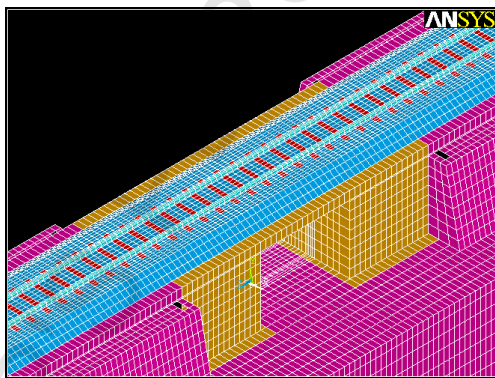


Fig. 1. Track model of the bridge

It has been proved that, in this case, the dynamic wave generated by the passage of a train does not induce large strains in the soil. Thus, displacements on the system are limited to the elastic range in the stress-strain diagram, as stated by [15], and this leads to the assumption that materials' behavior is linear elastic. Following this hypothesis, the mechanical parameters assigned to each element of the model are presented in Table 1.

Results for displacements, velocities and accelerations are obtained by means of Lagrange equation, being the motion in each node calculated as follows Eq. (1):

$$[M]\{\ddot{u}\} + [C]\{\dot{u}\} + [K]\{u\} = \{F(t)\}. \quad (1)$$

Being  $[M]$  the mass matrix,  $[C]$  the damping matrix,  $[K]$  the stiffness matrix,  $u$  the displacement vector,  $\dot{u}$  the velocity vector,  $\ddot{u}$  the acceleration vector and  $\{F(t)\}$  the external forces vector.

Regarding track excitation, in this case the moving loads method is considered. Furthermore, since a linear behavior for the materials is assumed, the superposition principle may be applied so as to calculate the vibration response induced by the train. Thus, following studies carried out by authors as [16] or [15], track response due to the passage of a wheelset is calculated and then extended in time, considering train axles distribution and vehicle speed.

Once the FE model is properly implemented, calibration and validation stage may be started.

**Table 1.** Materials mechanical properties

	$E$ (MPa)	$\nu$	$\rho$ (kg/m <sup>3</sup> )
Rail	210,000	0.3	7850
Railpad	600	0.3	7850
Sleeper	1310	0.35	700
Ballast	80*	0.2	1900
Concrete slab	27500	0.225	2350
Soil	200*	0.3	1890

\*Parameter subjected to calibration

## 2.2. Calibration and validation

The main goals of this calibration and validation stage are, on the one hand, to obtain the unknown parameters needed to implement the model; in the present case, these parameters are ballast and soil elasticity modulus as well as  $\beta$  damping coefficient. On the other hand, this stage is necessary to assess the correct behavior of the model. With this aim, data recorded in a gathering campaign are divided in two sets: a part of them are used to calibrate the unknown parameters of the model and then, the other part, to validate it. Therefore, the calibration has been performed from the accelerations registered in the sleepers, while the accelerations recorded in the rail web have been used to validate the model.

It must be noted that, among the several registers recorded in the gathering campaign, those accelerograms considered representative were the ones selected to calibrate and validate the model.

The gathering campaign was carried out near Xativa (Spain), in a simple ballasted track that belongs to a mid-distance network. In this track, UIC-45 rails are placed over wooden sleepers and, between them, steel railpads may be found. Below the sleepers, a 45 cm ballast layer rests over a 5 m long bridge, which is composed of a 40 cm thick reinforced concrete slab.



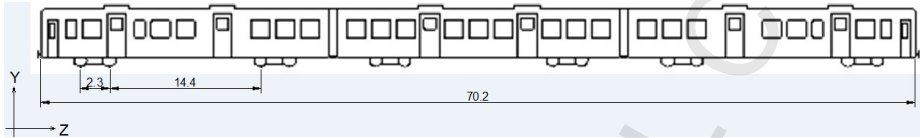
**Fig. 2.** Gathering campaign

The studied stretch was instrumented as presented in Fig. 2, placing accelerometers both on the rail web (accelerometer 1) and on the sleeper (accelerometer 2). The devices used to this aim were SEQUOIA FAST TRACER accelerometers, whose main characteristics are shown in Table 2.

**Table 2.** Main SEQUOIA FAST TRACER accelerometers characteristics

	Rail	Sleeper
Accelerations range (m/s <sup>2</sup> )	±180	±180
Frequency range (Hz)	[0-2500]	[0-2500]

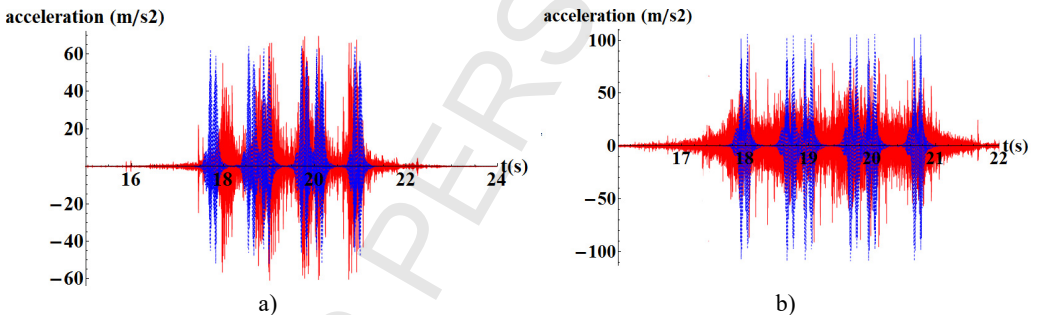
The vehicle running through the studied section is a S-592, from Alstom. Its maximum load per axle is 12 t, consists of three carriages, and the main distances between its elements are depicted in the following sketch (Fig. 3).



**Fig. 3.** Registered rolling stock

Being available the results from the model and the accelerations from the gathering campaign, a comparison between them is performed to reach the goals of the calibration stage. This comparison is presented in Fig. 4, where similar peak acceleration values can be appreciated for the real registers and the results from the model. Through this process, soil and ballast elasticity modulus and damping coefficient are set to: 200 MPa, 80 MPa and 0.0006 respectively.

From this verification it is concluded that a numerical model able to represent the vibrations in this track is available. Subsequently, the modal behavior of the track may be studied.



**Fig. 4.** Comparison between real registers (red) and model results (blue):  
 a) in the sleeper and b) in the rail web

### 3. Modal analysis

The natural frequencies of the bridge have been obtained from a modal analysis carried out by means of the FE model, being the geometry of the track and the structure the same as in the dynamic model. In the modal analysis, materials also have been assumed to present a linear-elastic behavior, damping has been neglected and the external actions have been disregarded. Consequently, the dynamic equation presented in Eq. (1) is reduced to Eq. (2):

$$[M]\{\ddot{u}\} + [K]\{u\} = \{0\}. \quad (2)$$

In the linear system considered, free vibration is determined by harmonic functions as shown in Eq. (3):

$$\{u\} = \{\phi_i\} \cos \omega_i t. \quad (3)$$

In which  $\phi_i$  represents the eigenvector associated to the mode shape of the  $i$ th natural frequency ( $\omega_i$ ).

Combining Eq. (2) and Eq. (3), the modal analysis is performed solving Eq. (4):

$$(-\omega_i^2[M] + [K])\{\phi_i\} = \{0\}. \tag{4}$$

Eq. (4) can be solved for  $n$  values of the natural circular frequencies of the system  $\omega_i$  and eigenvectors  $\{\phi\}$ . Natural frequencies  $f_i$  are then calculated as shown Eq. (5):

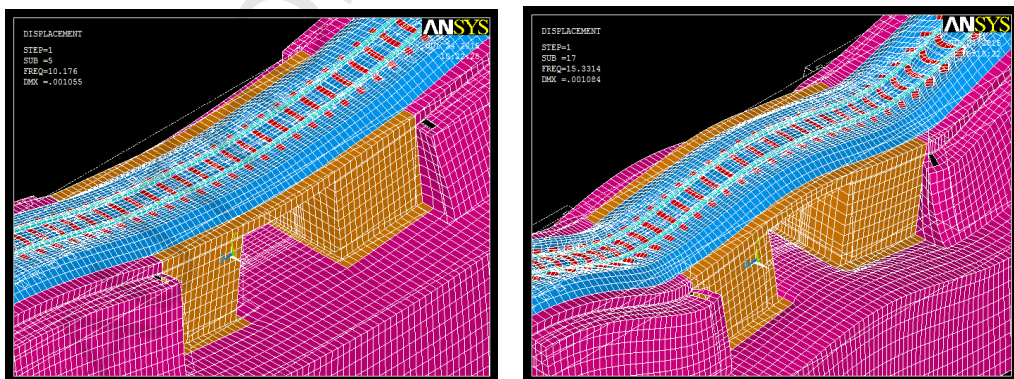
$$f_i = \frac{\omega_i}{2\pi}. \tag{5}$$

In single-track bridges, the main natural frequencies that may induce the resonance of the bridge are those related to the flexural shape modes since, due to the geometric and loading symmetry, torsional modes are not excited. Some authors as [2] claim that the first flexural mode is the most influential in the dynamic behavior of a bridge. In the present study, the firsts 20 natural frequencies (Table 3) are calculated by means of the FE model.

In Fig. 5, the mode shapes deformation is presented for the first and the third flexural modes of vibration.

**Table 3.** Bridge modes of vibration. Flexural modes are highlighted

Number	Frequency (Hz)
1	6.3794
2	7.3419
3	7.94
4	9.605
5	10.17
6	10.69
7	11.55
8	11.67
9	12.082
10	12.24
11	12.5664
12	12.6264
13	12.6264
14	12.99
15	14.475
16	14.9988
17	15.0867
18	15.33
19	16.695
20	17.4903



**Fig. 5.** Shapes mode deformation at 10.17 Hz and 15.33Hz

Once the modes of vibration of the system are known, in next section the natural frequencies associated to the flexural modes will be excited, and the displacements and accelerations induced by train passage under resonance conditions will be calculated. Furthermore, different scenarios will be analyzed so as to improve the track-structure behavior under these circumstances.

#### 4. Analysis of different scenarios

In this section, first of all, the main flexural modes of vibration have been excited by the wheelsets passage. To do so, the distance between adjacent wheel axles has been set and different vehicle speeds have been simulated, thus inducing the natural frequencies of the system. Then, accelerations for each case have been calculated.

Moreover, the influence of different track parameters has been assessed: In the first scenario, improvements in ballast properties dues to a tamping process have been simulated; in the second scenario, changes in track damping have been assessed; and finally, in the third scenario the wooden sleepers available in the original track have been substituted by reinforced concrete sleepers, while steel railpads have been substituted by elastomeric railpads. These scenarios have also been studied both from the point of view of vertical displacements and accelerations.

It is well known that the repeated loads transmitted to the track by train passage may excite the natural frequencies of the bridge. Then, in the present study, a train of loads running over the track model have been simulated. Following the research carried out by [2], it may be said that the dynamic behavior of the bridge is determined mainly by its flexural modes. Thus, in the present research, the frequencies associated to these modes have been induced. Since frequencies are determined by Eq. (6):

$$f = \frac{V}{d}. \tag{6}$$

Being, vehicle speed denoted by  $V$  and the distance between adjacent loads by  $d$ .

Then, to induce the frequencies associated to the main flexural modes, the distance between adjacent loads has been set according to the distance between adjacent axles, and different vehicle speeds have been fixed depending on the flexural mode that is being excited.

Following this procedure, Table 4 summarizes the studied cases.

**Table 4.** Summary of the studied cases

Case	Mode	Frequency (Hz)	Vehicle speed (km/h)
1	5	10.17	91.53
2	9	12.082	108.74
3	18	15.33	137.97
4	19	16.695	150.26

In Fig. 6 the accelerations calculated in the mid-span slab section for each case are shown. It may be highlighted that, according to the study performed by [2], the maximum accelerations are obtained for the first flexural mode.

Several authors, as [17] proved that the vertical accelerations are very sensitive to train speed being: the higher train speed, the higher the accelerations. Nevertheless, in this case, the higher the flexural mode, the higher the vehicle speed and then, according to Table 5, maximum acceleration values should be reached in Case 4. Regarding Fig. 6, the opposite behavior is shown in this case and it may be explained by the fact that the influence of resonance phenomenon is higher than the influence of vehicle speed.

Once the behavior of real track under resonance conditions is assessed, different scenarios are studied so as to evaluate the influence of different parameters on resonance phenomenon. In all the studied scenarios, it is supposed that the fifth mode of vibration is excited; since it has been proved that the most unfavorable situation from the point of view of vibrations is reached in this case.

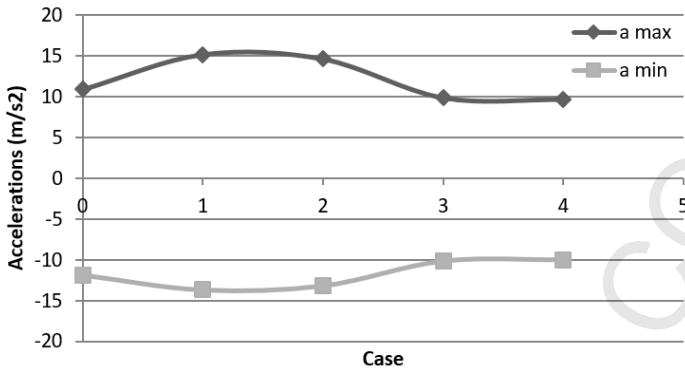


Fig. 6. Maximum and minimum accelerations for each flexural mode of vibration

#### 4.1. Ballast improvement: Case A

In the present case, an improvement in ballast quality has been simulated. To this aim, the modulus of elasticity has been increased from the 80 MPa calibrated for the original model to 180 MPa, which is a common value for tracks recently tamped.

This analysis has been performed from the point of view of both vertical displacements and accelerations in the mid-span section of the bridge. In Fig. 7, the results for displacements are shown and, in Fig. 8, the results for accelerations.

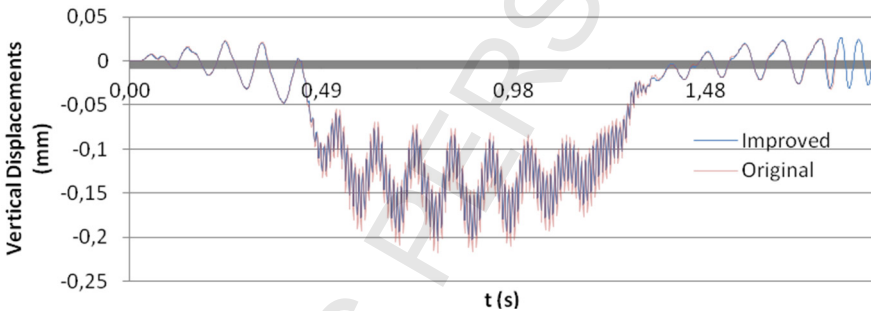


Fig. 7. Comparison between displacements before and after tamping process

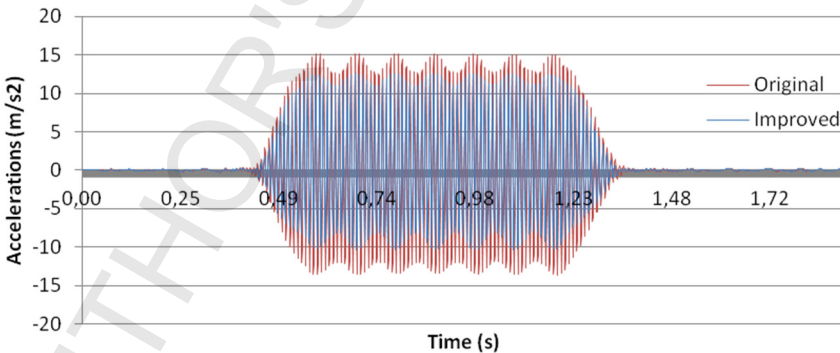


Fig. 8. Comparison between accelerations before and after tamping process

According to Fig. 7, improvements in the ballast layer do not lead to significant changes in vertical displacements, although some diminution in the minimum values may be observed.

Nevertheless, the opposite behavior is presented for the accelerations, as seen in Fig. 8. In this case, increasing the stiffness of ballast layer induces high reductions in acceleration peaks. Then,

this measure might be taken into account when resonance problems are found in short-span bridges so as to increase track security, passengers comfort and to reduce track damage and maintenance costs.

#### 4.2. Influence of track damping: Case B

In this case, the influence of track damping has been assessed from the point of view of displacements and accelerations. To this aim, Rayleigh coefficient – set to  $\beta = 0.006$  through the calibration process – has been changed: firstly, increased ( $\beta = 0.009$ ) and secondly decreased ( $\beta = 0.003$ ). The results of this analysis are presented in Fig. 9, for displacements, and in Fig. 10 for accelerations.

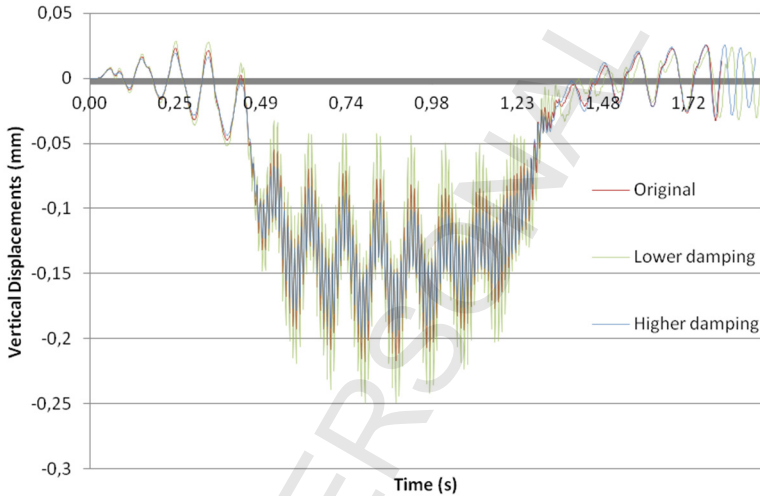


Fig. 9. Influence of track damping on displacements

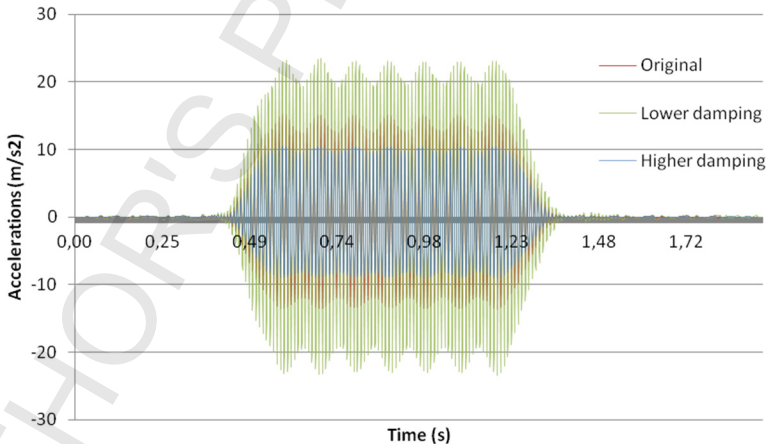


Fig. 10. Influence of track damping on accelerations

From this analysis, it may be clearly seen that the higher the damping, the lower both the displacements and the accelerations reached in the mid-span section of the bridge. Furthermore, comparing this case with the reductions obtained in Case A (ballast improvement), it may be concluded that the influence of track damping is much higher than the influence of ballast stiffness regarding both the vibrations and the accelerations. Thus, this measure should be taken into account by railway managers in problematic bridges under resonance conditions.



### 4.3. Changes in sleepers and railpads: Case C

The original track presented wooden sleepers and steel railpads. Although these elements may be commonly founded in old tracks, replacing them by reinforced concrete sleepers and elastomeric railpads would lead to improvements in track dynamic behavior. To quantify this improvement, said changes have been simulated.

Results from this analysis have been presented in Fig. 11 for vertical displacements and in Fig. 12 for accelerations.

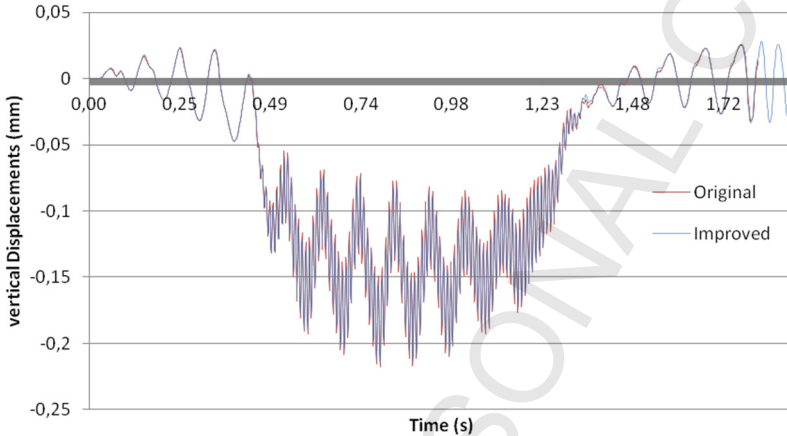


Fig. 11. Influence of changes in sleepers and railpads on vertical displacements

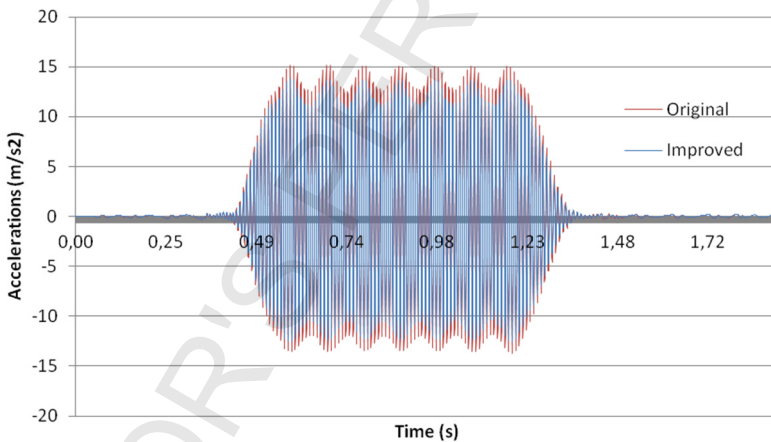


Fig. 12. Influence of changes in sleepers and railpads on accelerations

On the one hand, from Fig. 11, where vertical displacements for both the original and the improved track are presented, it may be concluded that no noticeable changes are obtained from the point of view of vertical displacements.

On the other hand, according to Fig. 12, accelerations on the mid-span section of the bridge are reduced by changing sleepers and railpads. Nevertheless, although the reductions in vibrations are noticeable, this improvement is far from that reached by modifying track damping.

### 5. Conclusions

The current investigation aims to study the effect of resonance phenomena in a railway short-span bridge under different circumstances. To this aim, a FE model has been performed in

time domain, and it has been calibrated and validated with experimental measurements.

To this goal, first of all, natural frequencies of the structures have been obtained by means of modal analysis. Then, frequencies associated to the main flexural modes have been induced by the train passage and, finally, different scenarios have been analyzed.

From this study, the following conclusions have been drawn:

- The higher the mode of vibrations, the lower the acceleration values obtained despite they are reached at higher vehicle speeds.
- The influence of vehicle speed is lower than the influence of resonance phenomenon
- The numerical model developed has provided accurate results for both shape modes and transient analysis. It allows designers to study the induced railway resonance phenomena in early design steps with a high accurate model.
- Improvements in ballast layer leads to slight decreases in vertical displacements and noticeable reductions in accelerations.
- Track damping is highly influent both from the point of view of track displacements and accelerations.
- Changes on sleepers and railpads only are influent on accelerations.

## References

- [1] **Domínguez J.** Railways Bridges Dynamics for High-Speed Railways: Calculus Methods and Study of Resonance. 2001.
- [2] **Museros P.** Vehicle-Structure Interaction and Resonance Effects in Isostatic Railways Bridges for High-Speed Lines. 2002.
- [3] **Lu Y., Mao L., Woodward P.** Frequency characteristics of railway bridge response to moving trains with consideration of train mass. *Engineering Structures*, Vol. 42, 2012, p. 9-22.
- [4] **Yang Y., Lin C.** Vehicle bridge interaction dynamics and potential applications. *Journal of Sound and Vibration*, Vol. 284, Issues 1-2, 2005, p. 205-226.
- [5] **Yang Y., Yau J.** Vehicle bridge interaction element for dynamic analysis. *Journal of Structural Engineering*, Vol. 124, Issue 4, 1997, p. 1512-1518.
- [6] **Lavado J., Doménech A.** Dynamic performance of existing high-speed railway bridges under resonant conditions following a retrofit with fluid dampers supported on clamped auxiliary beams. *Engineering Structures*, Vol. 59, 2014, p. 255-374.
- [7] **Timoshenko S.** On the forced vibrations of bridges. *Philosophical Magazine*, Vol. 6, Issue 43, 1018, p. 1019-1922.
- [8] **Tan C., Shore S.** Response of horizontally curved bridge to moving load. *Journal of Structural Engineering*, Vol. 94, 1968, p. 2135-2151.
- [9] **Olson M.** On the fundamental moving load problem. *Journal of Sound and Vibration*, Vol. 145, Issue 2, 1991, p. 299-307.
- [10] **Akin J., Mofid M.** Numerical solution for response of beams with moving mass. *Journal of Structural Engineering*, Vol. 115, Issue 1, 1989, p. 120-131.
- [11] **Lee H.** Dynamic response of a beam with a moving mass. *Journal of Sound and Vibration*, Vol. 191, Issue 2, 1996, p. 289-294.
- [12] **Foda M., Abdujbar Z.** A dynamic Green function formulation for the response of a beam structure to a moving mass. *Journal of Sound and Vibration*, Vol. 210, Issue 3, 1998, p. 295-306.
- [13] **Yang Y., Wu Y.** A versatile element for analyzing vehicle bridge interaction response. *Engineering Structures*, Vol. 23, Issue 1, 2001, p. 452-469.
- [14] **Pesterev A., Yang B., Bergman L., Tan C.** Response of elastic continuum carrying multiple moving oscillators. *Journal of Engineering Mechanics*, Vol. 127, Issue 3, 2001, p. 260-265.
- [15] **Real J., Zamorano C., Hernández C., Comendador R., Real T.** Computational considerations of 3-D finite element method models of railway vibration prediction in ballasted tracks. *Journal of Vibroengineering*, Vol. 16, Issue 4, 2014, p. 1709-1722.
- [16] **El Kacimi A., Woodward P., Laghrouche O., Medero G.** Time domain 3D finite modeling of train-induced vibration at high speed. *Computers and Structures*, Vol. 118, Issue 8, 2013, p. 66-73.
- [17] **Gia N.** Dynamic Effects Due to Railways Traffic Over Track Infrastructure and Structures. 2013.



**Fran Ribes-Llario** received B.Sc. and M.Sc. in Civil Engineer. Researcher on Railway Engineering at the Research and Development group of the Institute of Multidisciplinary Mathematics of the Polytechnic University of Valencia. His present research fields include finite elements modeling, track monitoring and the study of the vibrations induced by the rail vehicles.



**Clara Zamorano-Martín** received Master and Ph.D. in Civil Engineering by the Polytechnic University of Madrid (UPM) and Mastère by the École Nationale de Ponts et Chaussées de Paris (ENPC), she works since 2010 at ADIF, the Spanish Railway Infrastructure Administrator. She is member of the Management Board of the Spanish “Camino de Hierro” Foundation. She has more than 20 year’s professional experience in the transport sector. She began her career in the railway industry in 1989, with the French company Matra-Transport, and, from 1994 until 2002, worked as a Railways Consultant. She was Associate Professor at UPM from 2001 to 2007.



**Silvia Morales-Ivorra** is a researcher on Railway Engineering at the Research and Development Group of the Institute for Multidisciplinary Mathematics of the Polytechnic University of Valencia. Her present research fields are railway track mechanical behavior, track analytical modeling and prediction and mitigation of ground-borne vibration.



**Julia Real-Herráiz** received Master and Ph.D. degrees in Civil Engineering by the Polytechnic University of Valencia. Researcher on Railway Engineering at the Research and Development group of the Institute for Multidisciplinary Mathematics of the Polytechnic University of Valencia. Her present research fields include the study of high performance sleepers, mechanical characterization of railway structures, track monitoring, modeling of railway traffic induced vibrations, finite elements and analytical modeling, the study of the mitigation of railway induced vibrations, wave propagation modeling, track mechanical behavior and modal analysis of railroad elements.



