

Detalle

Globales

Por Grupos

Cerr.Opacos

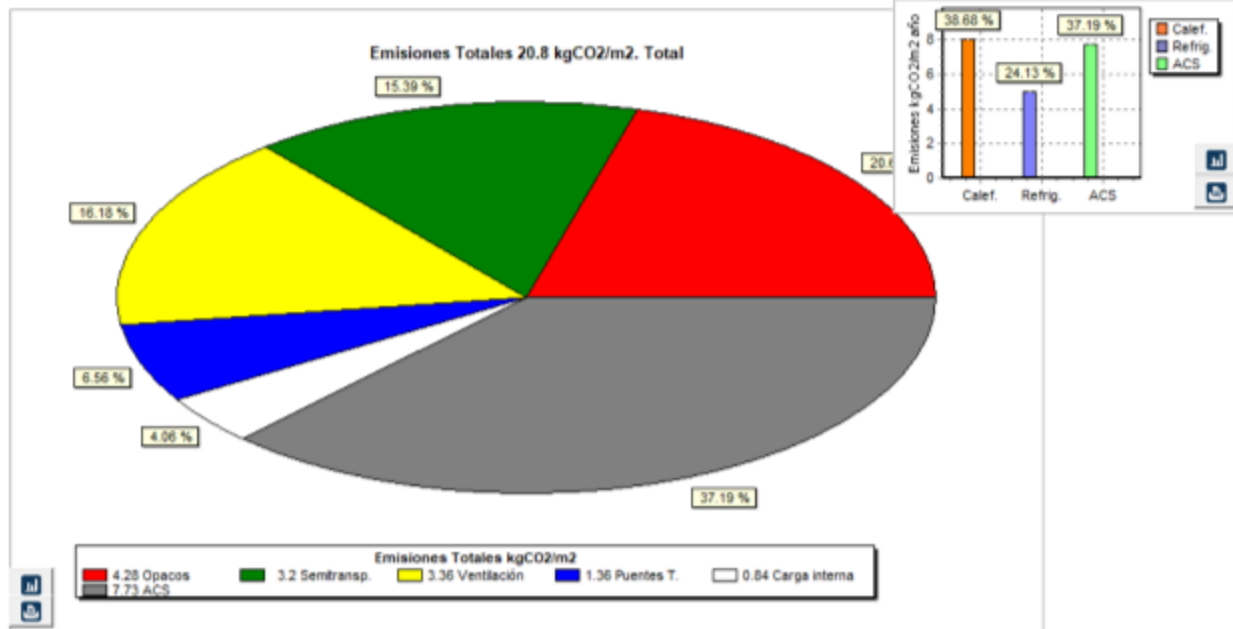
Huecos

Por orientaciones

Tipo

Calefac y Refrig.

Totales



Detalle

Globales

Por Grupos

Cerr.Opacos

Huecos

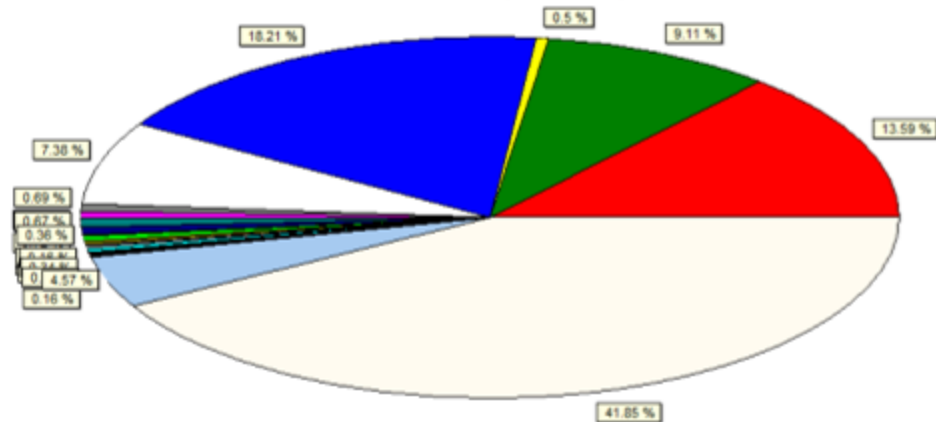
Por orientaciones

Tipo

Calefac y Refrig.

Totales

Emisiones Totales 20.8 kgCO2/m2. Por grupos



Emisiones Totales kgCO2/m2

|                |            |                    |                  |                 |
|----------------|------------|--------------------|------------------|-----------------|
| 2.51 Cubiertas | 1.68 Muros | 0.09 Suelos        | 3.36 Ventilación | 1.36 Puentes T. |
| 0.13 H-G1      | 0.12 H-G3  | 0.13 H-G2          | 0.12 H-G4        | 0.03 H-G5       |
| 0.07 H-G6      | 0.07 H-G7  | 0.03 H-G8          | 0.03 H-G9        | 0.06 H-G10      |
| 0.06 H-G11     | 0.03 H-G12 | 0.84 Carga interna | 7.73 ACS         |                 |



-Detalle

Globales

Por Grupos

Cerr.Opacos

Huecos

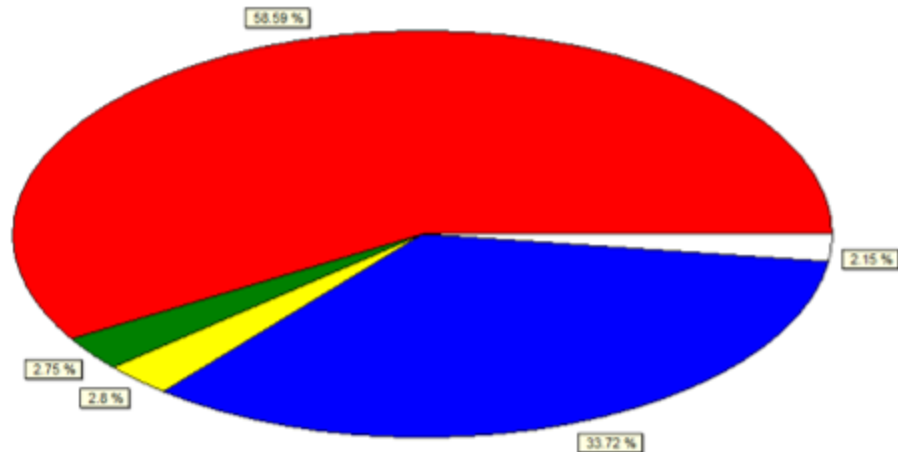
Por orientaciones

-Tipo

Calefac y Refrig.

Totales

Emissiones Totales 4.3 kgCO2/m2. Detalle opacos



Emissiones Totales kgCO2/m2

2.51 C.Hz.Sol  0.12 M.(1).F  0.12 M.(1).O  1.44 M.(2).N  0.09 S.Terrenot



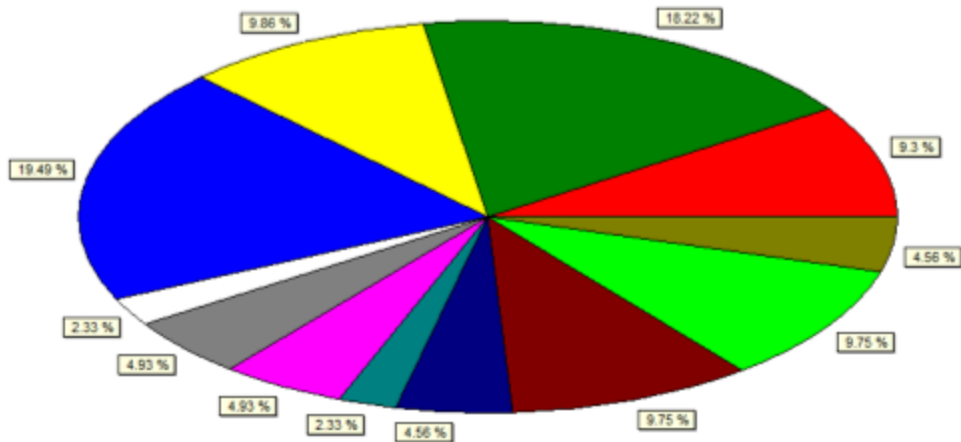
Detalle

 Globales Por Grupos Cerr.Opacos Huecos Por orientaciones

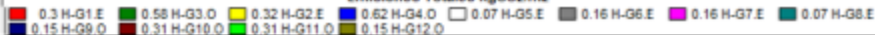
Tipo

 Calefac y Refrig. Totales

Emisiones Totales 3.2 kgCO2/m2. Detalle huecos



Emisiones Totales kgCO2/m2



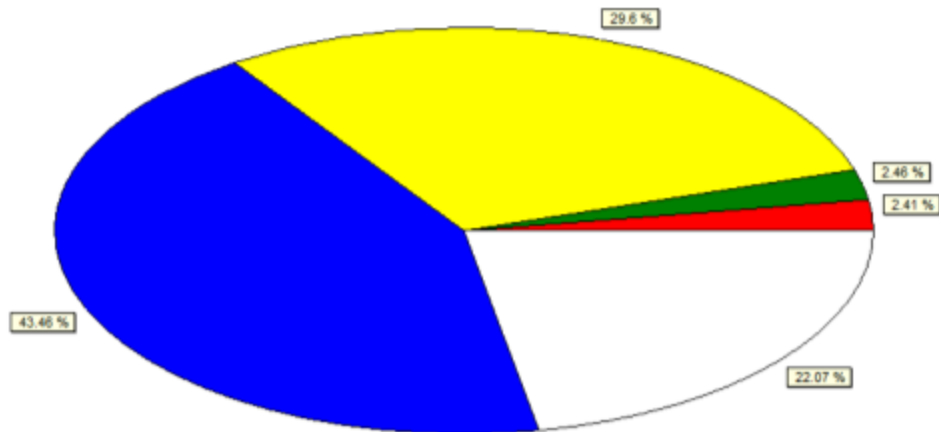
Detalle

 Globales Por Grupos Cerr.Opacos Huecos Por orientaciones

Tipo

 Calefac y Refrig. Totales

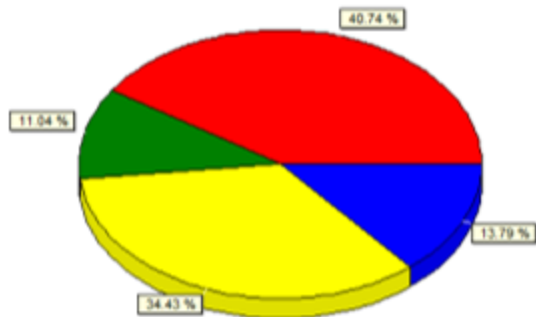
Emisiones Totales 4.9 kgCO2/m2. Orientaciones




Emisiones Totales kgCO2/m2

 0.12 Muros E  0.12 Muros O  1.44 Muros N  2.12 Huecos O  1.08 Huecos E

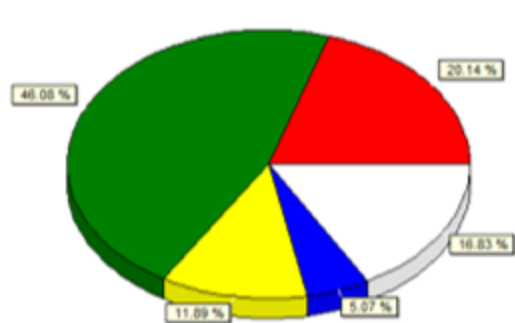
Demanda Calef. 30.3 kWh/m2. Total



Demanda Calefacción kWh/m2



Demanda Refrig. 26.7 kWh/m2. Total



Demanda Refrigeración kWh/m2



Tipo  
 Emisiones  
 Demanda

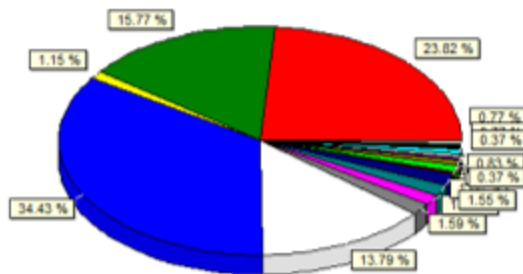
Detalle

 Globales Por Grupos Cerr.Opacos Huecos Por orientaciones

Tipo

 Calefac y Refrig. Totales

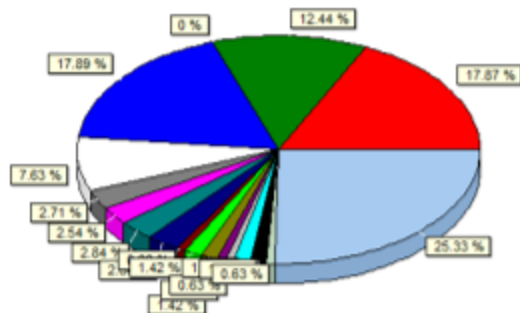
Demanda Calef. 30.3 kWh/m2. Por grupos



Demanda Calefacción kWh/m2

|                   |                 |             |
|-------------------|-----------------|-------------|
| 7.22 Cubiertas    | 4.78 Muros      | 0.35 Suelos |
| 10.43 Ventilación | 4.18 Puentes T. | 0.48 H-G1   |
| 0.45 H-G3         | 0.5 H-G2        | 0.47 H-G4   |
| 0.12 H-G5         | 0.25 H-G6       | 0.25 H-G7   |
| 0.12 H-G8         | 0.11 H-G9       | 0.23 H-G10  |
| 0.23 H-G11        | 0.11 H-G12      |             |

Demanda Refrig. 26.7 kWh/m2. Por grupos



Demanda Refrigeración kWh/m2

|                  |                 |                   |
|------------------|-----------------|-------------------|
| 3.17 Cubiertas   | 2.21 Muros      | 0 Suelos          |
| 3.18 Ventilación | 1.35 Puentes T. | 0.48 H-G1         |
| 0.45 H-G3        | 0.5 H-G2        | 0.47 H-G4         |
| 0.12 H-G5        | 0.25 H-G6       | 0.25 H-G7         |
| 0.12 H-G8        | 0.11 H-G9       | 0.23 H-G10        |
| 0.23 H-G11       | 0.11 H-G12      | 4.5 Carpa interna |

Tipo

 Emisiones Demanda

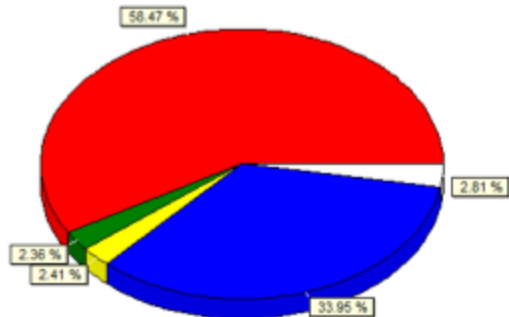
Detalle

 Globales Por Grupos Cerr.Opacos Huecos Por orientaciones

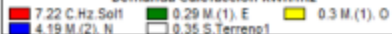
Tipo

 Calefac y Refrig. Totales

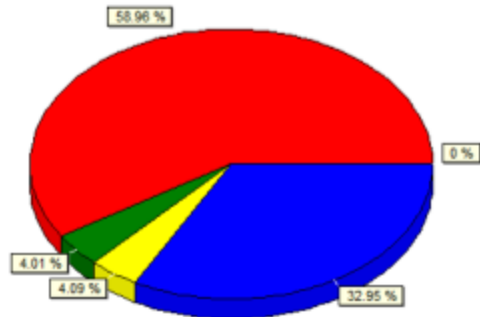
Demanda Calef. 12.3 kWh/m2. Detalle opacos




Demanda Calefacción kWh/m2



Demanda Refrig. 5.4 kWh/m2. Detalle opacos



Demanda Refrigeración kWh/m2





Tipo

- Emisiones
- Demanda

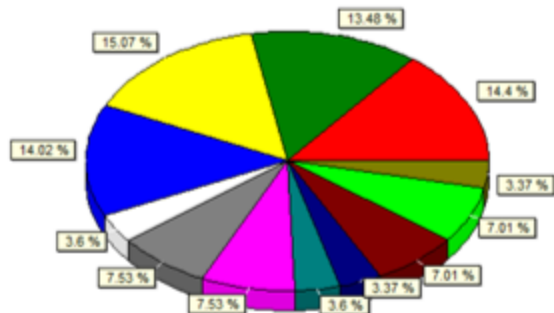
Detalle

- Globales
- Por Grupos
- Cerr.Opacos
- Huecos
- Por orientaciones


Tipo

- Calefac y Refrig.
- Totales

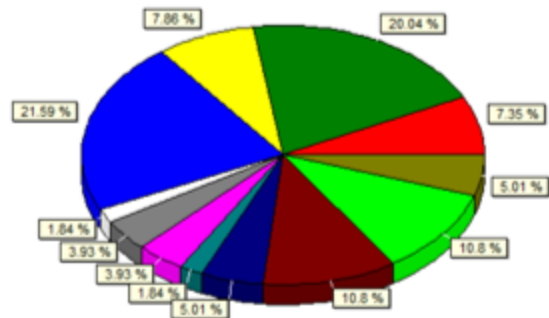
Demanda Calef. 3.3 kWh/m2. Detalle huecos



Demanda Calefacción kWh/m2



Demanda Refrig. 12.3 kWh/m2. Detalle huecos



Demanda Refrigeración kWh/m2



Tipo  
 Emisiones  
 Demanda

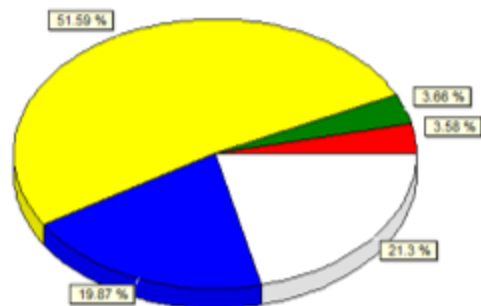
Detalle

 Globales Por Grupos Cerr.Opacos Huecos Por orientaciones


Tipo

 Calefac y Refrig. Totales

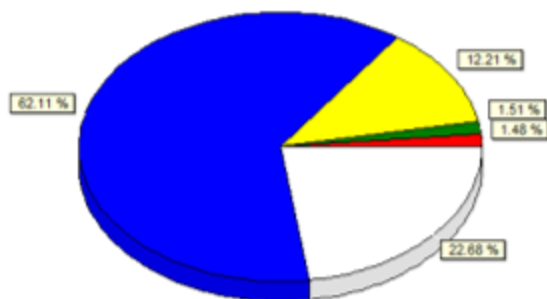
Demanda Calef. 8.1 kWh/m2. Orientaciones



Demanda Calefacción kWh/m2



Demanda Refrig. 14.5 kWh/m2. Orientaciones



Demanda Refrigeración kWh/m2



Tipo

- Emisiones
- Demanda

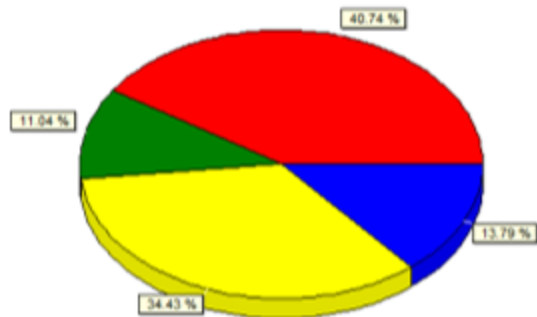
Detalle

 Globales Por Grupos Cerr.Opacos Huecos Por orientaciones

Tipo

- Calefac y Refrig.
- Totales

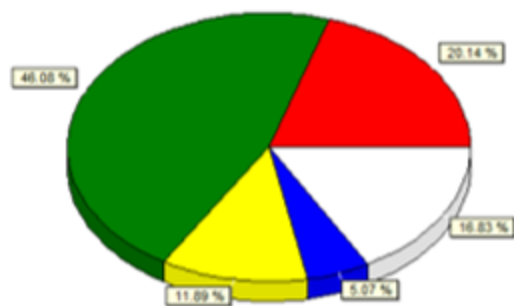
Emisiones Calef. 8.0 kgCO2/m2. Total



Emisiones Calefacción kgCO2/m2



Emisiones Refrig. 5.0 kgCO2/m2. Total



Emisiones Refrigeración kgCO2/m2



Tipo

- Emisiones
- Demanda

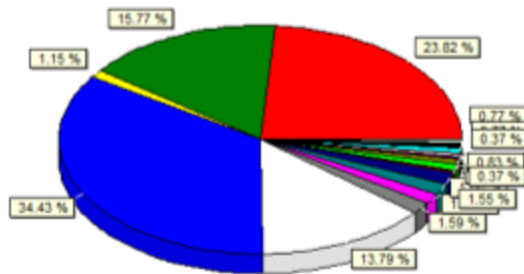
Detalle

 Globales Por Grupos Cerr.Opacos Huecos Por orientaciones

Tipo

- Calefac y Refrig.
- Totales

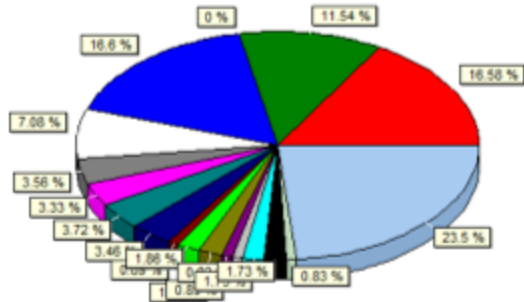
Emisiones Calef. 8.0 kgCO2/m2. Por grupos



Emisiones Calefacción kgCO2/m2

|                  |                 |             |
|------------------|-----------------|-------------|
| 1.91 Cubiertas   | 1.27 Muros      | 0.09 Suelos |
| 2.77 Ventilación | 1.11 Puentes T. | 0.13 H-G1   |
| 0.12 H-G3        | 0.13 H-G2       | 0.12 H-G4   |
| 0.03 H-G5        | 0.07 H-G6       | 0.07 H-G7   |
| 0.03 H-G8        | 0.03 H-G9       | 0.06 H-G10  |
| 0.06 H-G11       | 0.03 H-G12      |             |

Emisiones Refrig. 5.0 kgCO2/m2. Por grupos



Emisiones Refrigeración kgCO2/m2

|                 |                 |                      |
|-----------------|-----------------|----------------------|
| 0.6 Cubiertas   | 0.41 Muros      | 0 Suelos             |
| 0.6 Ventilación | 0.25 Puentes T. | 0.13 H-G1            |
| 0.12 H-G3       | 0.13 H-G2       | 0.12 H-G4            |
| 0.03 H-G5       | 0.07 H-G6       | 0.07 H-G7            |
| 0.03 H-G8       | 0.03 H-G9       | 0.06 H-G10           |
| 0.06 H-G11      | 0.03 H-G12      | 0.84 Cargas internas |

Tipo

- Emisiones
- Demanda

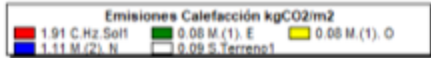
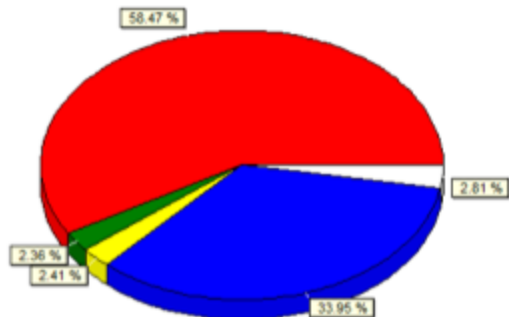
Detalle

- Globales
- Por Grupos
- Cerr.Opacos
- Huecos
- Por orientaciones


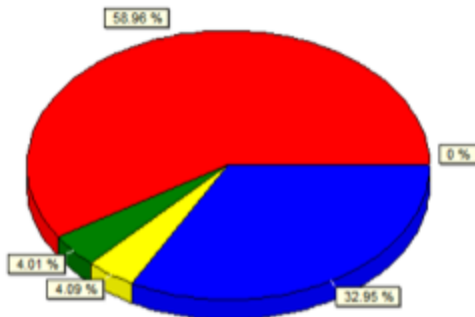
Tipo

- Calefac y Refrig.
- Totales

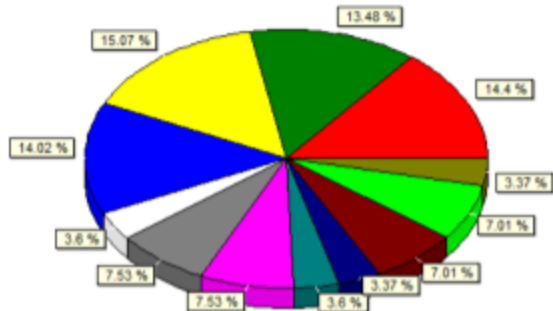
Emisiones Calef. 3.3 kgCO2/m2. Detalle opacos



Emisiones Refrig. 1.0 kgCO2/m2. Detalle opacos



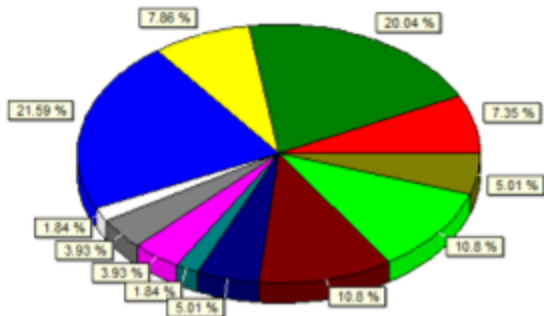
Emisiones Calef. 0.9 kgCO2/m2. Detalle huecos



**Emisiones Calefacción kgCO2/m2**

|             |              |              |              |
|-------------|--------------|--------------|--------------|
| 0.13 H-G1.E | 0.12 H-G3.O  | 0.13 H-G2.E  | 0.12 H-G4.O  |
| 0.03 H-G5.E | 0.07 H-G6.E  | 0.07 H-G7.E  | 0.03 H-G8.E  |
| 0.03 H-G9.O | 0.06 H-G10.O | 0.06 H-G11.O | 0.03 H-G12.O |

Emisiones Refrig. 2.3 kgCO2/m2. Detalle huecos



**Emisiones Refrigeración kgCO2/m2**

|             |              |              |              |
|-------------|--------------|--------------|--------------|
| 0.17 H-G1.E | 0.46 H-G3.O  | 0.18 H-G2.E  | 0.5 H-G4.O   |
| 0.04 H-G5.E | 0.09 H-G6.E  | 0.09 H-G7.E  | 0.04 H-G8.E  |
| 0.12 H-G9.O | 0.25 H-G10.O | 0.25 H-G11.O | 0.12 H-G12.O |



Tipo

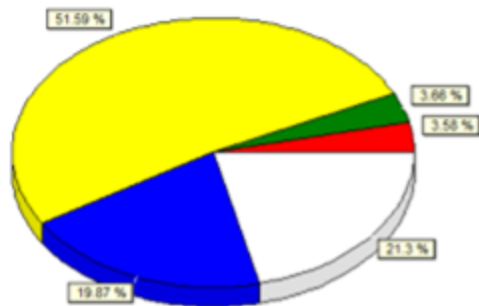

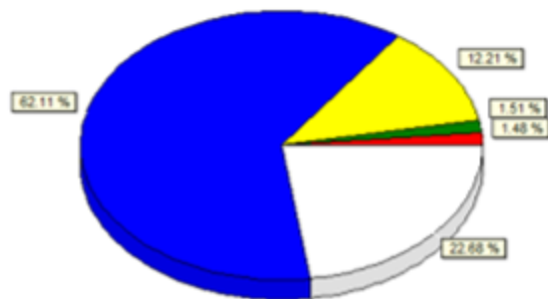

- Emisiones
- Demanda

Detalle

- Globales
- Por Grupos
- Cerr.Opacos
- Huecos
- Por orientaciones

Tipo

- Calefac y Refrig.
- Totales

Emisiones Calef. 2.2 kgCO<sub>2</sub>/m<sup>2</sup>. OrientacionesEmisiones Calefacción kgCO<sub>2</sub>/m<sup>2</sup>Emisiones Refrig. 2.7 kgCO<sub>2</sub>/m<sup>2</sup>. OrientacionesEmisiones Refrigeración kgCO<sub>2</sub>/m<sup>2</sup>

Tipo

Emisiones  
 Demanda

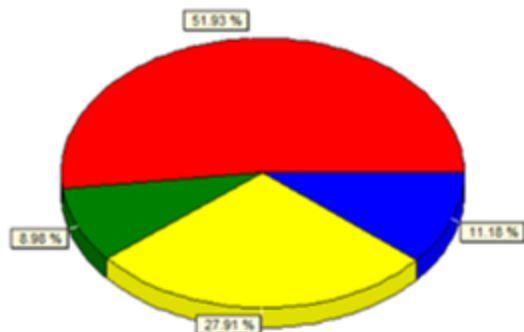
Detalle

Globales  
 Por Grupos  
 Cerr.Opacos  
 Huecos  
 Por orientaciones


Tipo

Calefac y Refrig.  
 Totales

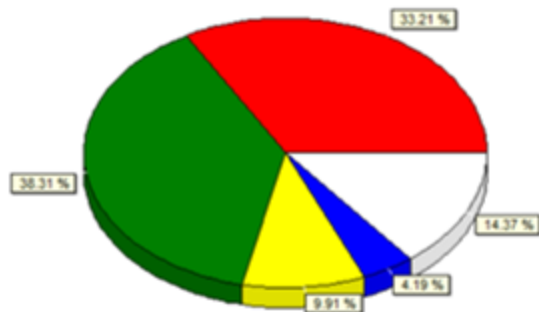
Emisiones Calef. 10.1 kgCO2/m2. Total



Emisiones Calefacción kgCO2/m2



Emisiones Refrig. 5.6 kgCO2/m2. Total



Emisiones Refrigeración kgCO2/m2



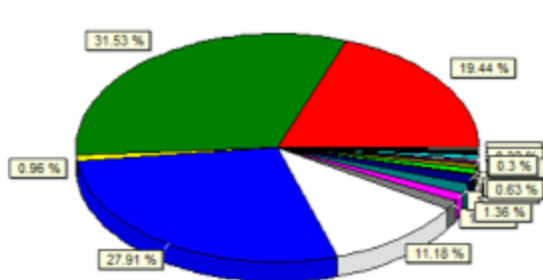


Tipo  
 Emisiones  
 Demanda

Detalle

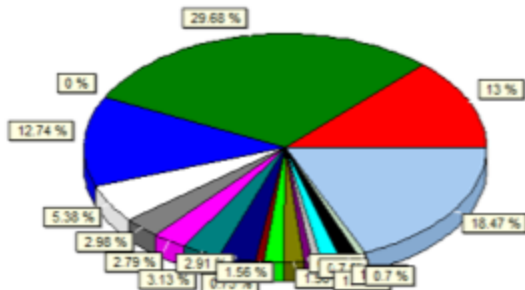
 Globales Por Grupos Cerr.Opacos Huecos Por orientaciones

Tipo

 Calefac y Refrig. TotalesEmisiones Calef. 10.1 kgCO<sub>2</sub>/m<sup>2</sup>. Por grupos

Emisiones Calefacción kgCO<sub>2</sub>/m<sup>2</sup>

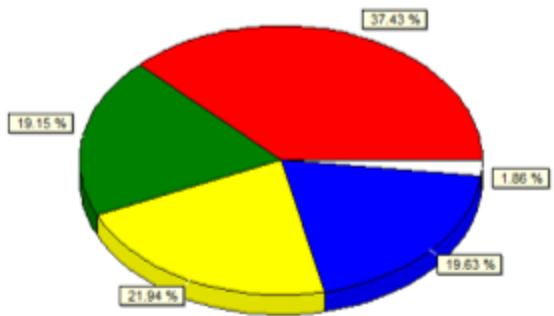
|                  |                 |            |
|------------------|-----------------|------------|
| 1.96 Cubiertas   | 3.18 Muros      | 0.1 Suelos |
| 2.81 Ventilación | 1.13 Puentes T. | 0.13 H-G1  |
| 0.12 H-G3        | 0.14 H-G2       | 0.13 H-G4  |
| 0.03 H-G5        | 0.07 H-G6       | 0.07 H-G7  |
| 0.03 H-G8        | 0.03 H-G9       | 0.06 H-G10 |
| 0.06 H-G11       | 0.03 H-G12      |            |

Emisiones Refrig. 5.6 kgCO<sub>2</sub>/m<sup>2</sup>. Por grupos

Emisiones Refrigeración kgCO<sub>2</sub>/m<sup>2</sup>

|                  |                 |                    |
|------------------|-----------------|--------------------|
| 0.57 Cubiertas   | 1.3 Muros       | 0 Suelos           |
| 0.56 Ventilación | 0.24 Puentes T. | 0.13 H-G1          |
| 0.12 H-G3        | 0.14 H-G2       | 0.13 H-G4          |
| 0.03 H-G5        | 0.07 H-G6       | 0.07 H-G7          |
| 0.03 H-G8        | 0.03 H-G9       | 0.06 H-G10         |
| 0.06 H-G11       | 0.03 H-G12      | 0.81 Carga interna |

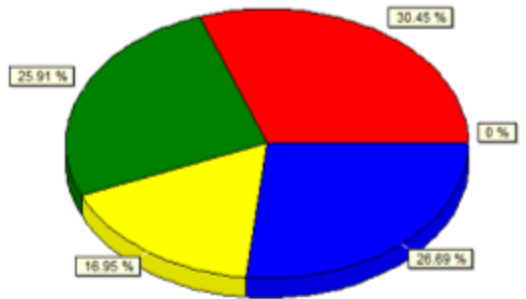
Emisiones Calef. 5.2 kgCO2/m2. Detalle opacos



Emisiones Calefacción kgCO2/m2

|                |                |              |
|----------------|----------------|--------------|
| 1.96 C.Hz.SolI | 1 M.(1).E      | 1.15 M.(1).N |
| 1.03 M.(1).O   | 0.1 S.TerrenoI |              |

Emisiones Refrig. 1.9 kgCO2/m2. Detalle opacos



Emisiones Refrigeración kgCO2/m2

|                |              |              |
|----------------|--------------|--------------|
| 0.57 C.Hz.SolI | 0.48 M.(1).E | 0.32 M.(1).N |
| 0.5 M.(1).O    | 0 S.TerrenoI |              |

Tipo

- Emisiones
- Demanda

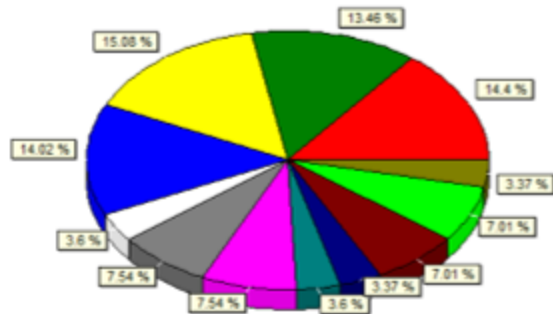
Detalle

 Globales Por Grupos Cerr.Opacos Huecos Por orientaciones

Tipo

- Calefac y Refrig.
- Totales

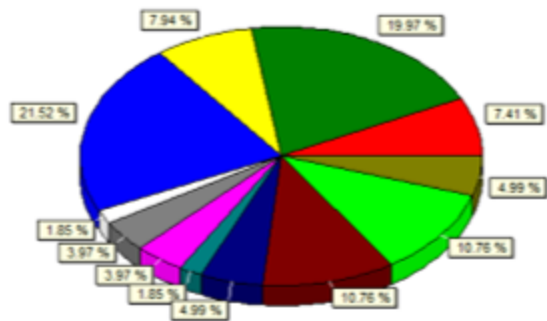
Emisiones Calef. 0.9 kgCO2/m2. Detalle huecos



Emisiones Calefacción kgCO2/m2

|                                      |                                       |                                       |                                       |
|--------------------------------------|---------------------------------------|---------------------------------------|---------------------------------------|
| <input type="checkbox"/> 0.13 H-G1E  | <input type="checkbox"/> 0.12 H-G3.O  | <input type="checkbox"/> 0.14 H-G2E   | <input type="checkbox"/> 0.13 H-G4.O  |
| <input type="checkbox"/> 0.03 H-G5E  | <input type="checkbox"/> 0.07 H-G6E   | <input type="checkbox"/> 0.07 H-G7E   | <input type="checkbox"/> 0.03 H-G8E   |
| <input type="checkbox"/> 0.03 H-G9.O | <input type="checkbox"/> 0.06 H-G10.O | <input type="checkbox"/> 0.06 H-G11.O | <input type="checkbox"/> 0.03 H-G12.O |

Emisiones Refrig. 2.1 kgCO2/m2. Detalle huecos



Emisiones Refrigeración kgCO2/m2

|                                      |                                       |                                       |                                       |
|--------------------------------------|---------------------------------------|---------------------------------------|---------------------------------------|
| <input type="checkbox"/> 0.16 H-G1E  | <input type="checkbox"/> 0.43 H-G3.O  | <input type="checkbox"/> 0.17 H-G2E   | <input type="checkbox"/> 0.46 H-G4.O  |
| <input type="checkbox"/> 0.04 H-G5E  | <input type="checkbox"/> 0.09 H-G6E   | <input type="checkbox"/> 0.09 H-G7E   | <input type="checkbox"/> 0.04 H-G8E   |
| <input type="checkbox"/> 0.11 H-G9.O | <input type="checkbox"/> 0.23 H-G10.O | <input type="checkbox"/> 0.23 H-G11.O | <input type="checkbox"/> 0.11 H-G12.O |

Tipo

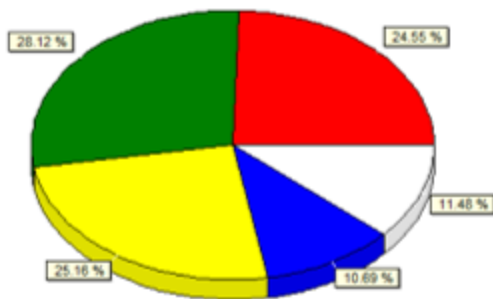

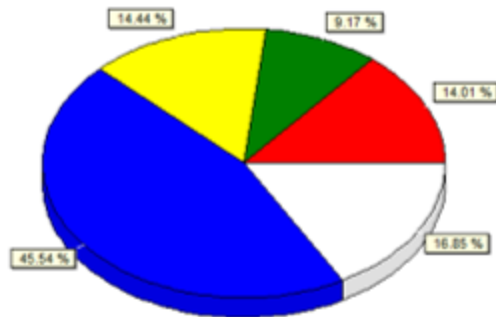

- Emisiones
- Demanda

Detalle

- Globales
- Por Grupos
- Cerr.Opacos
- Huecos
- Por orientaciones

Tipo

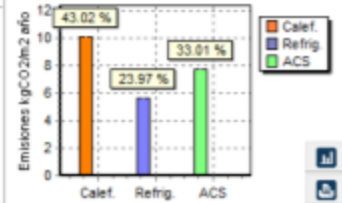
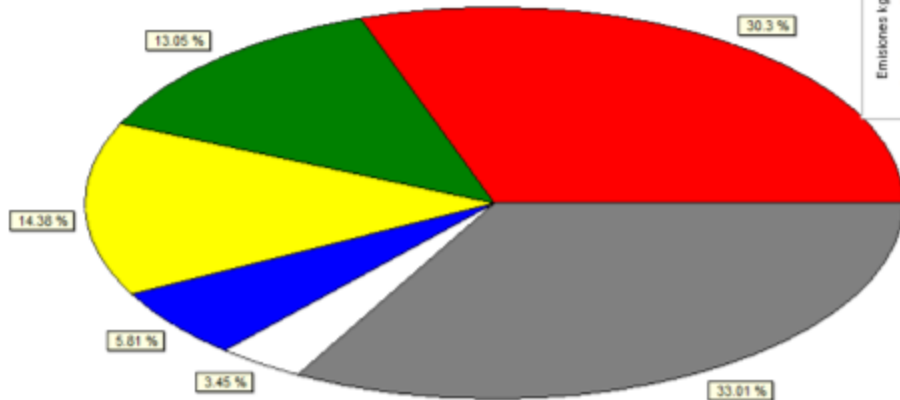
- Calefac y Refrig.
- Totales

Emisiones Calef. 4.1 kgCO<sub>2</sub>/m<sup>2</sup>. OrientacionesEmisiones Calefacción kgCO<sub>2</sub>/m<sup>2</sup>Emisiones Refrig. 3.4 kgCO<sub>2</sub>/m<sup>2</sup>. OrientacionesEmisiones Refrigeración kgCO<sub>2</sub>/m<sup>2</sup>

Detalle

 Globales Por Grupos Cerr.Opacos Huecos Por orientaciones

Tipo

 Calefac y Refrig. TotalesEmisiones Totales 23.4 kgCO<sub>2</sub>/m<sup>2</sup>. TotalEmisiones Totales kgCO<sub>2</sub>/m<sup>2</sup> 7.09 Opacos 3.05 Semitransp. 3.37 Ventilación 1.36 Puentes T. 0.81 Carga interna 7.73 ACS