

Document downloaded from:

<http://hdl.handle.net/10251/202605>

This paper must be cited as:

López-Pérez, D.; Valcarce, A.; De La Roche, G.; Zhang, J. (2009). OFDMA Femtocells: A Roadmap on Interference Avoidance. *IEEE Communications Magazine*. 47(9):41-48.
<https://doi.org/10.1109/MCOM.2009.5277454>



The final publication is available at

<https://doi.org/10.1109/MCOM.2009.5277454>

Copyright Institute of Electrical and Electronics Engineers

Additional Information

OFDMA Femtocells: A Roadmap on Interference Avoidance

David López-Pérez, Alvaro Valcarce, Guillaume de la Roche, Jie Zhang

Abstract—OFDMA (Orthogonal Frequency Division Multiple Access) femtocells have been pointed out by the industry as a good solution to overcome not only the indoor coverage problem but also to deal with the growth of traffic within macrocells. However, the deployment of a new femtocell layer may have an undesired impact on the performance of the macrocell layer. The allocation of spectrum resources and the avoidance of electromagnetic interference are some of the more urgent challenges that operators must face before femtocells become widely deployed. In this paper, a coverage and interference analysis based on a realistic OFDMA macro/femtocell scenario is provided, as well as some guidelines on how the spectrum allocation and interference mitigation problems can be approached in these networks. Special attention is paid to the use of self-configuration and self-optimization techniques for the avoidance of the interference.

Index Terms—femtocell, OFDMA, interference, resources allocation, self-configuration, self-optimization.

I. INTRODUCTION

According to recent surveys [?], 50% of phone calls and 70% of data services will take place indoors in the next years. Therefore, indoor coverage providing high data rates and *QoS* (Quality of Service) will shortly be needed by the operators. Since macrocell coverage becomes expensive to serve indoor customers with large service demands, new methods for the indoor coverage/capacity problem are required.

One solution to enhance indoor coverage are the so-called *FAPs* (Femtocell Access Point) or home base stations [?]. These are low-power base stations designed for indoor usage that allow cellular network providers to extend indoor coverage where it is limited or unavailable. On the air interface, FAPs provide radio coverage of a given cellular standard, e.g. *GSM*, *UMTS*, *WiMAX*, *LTE*, while the backhaul connection makes use of a broadband connection such as optical fiber or *DSL* (Digital Subscriber Line). In this article, FAP is used to denote the device itself, while *femtocell* refers to the coverage area.

The use of femtocells will benefit both users and operators. Users will enjoy a better signal quality due to the proximity between transmitter and receiver, the result of this being communications with larger reliabilities and throughputs. Furthermore, this will also provide power savings, reducing hence electromagnetic interference and energy consumption. This way, more users will access the same pool of radio resources or use larger modulation and coding schemes, while operators will benefit from a larger network capacity and spectral efficiency. In addition, since indoor traffic will be transmitted over the IP backhaul, femtocells will help the operator to manage the exponential growth of traffic and increase the reliability of macrocell networks. Moreover, given that they are paid and

maintained by the users, femtocells will also reduce the overall network cost.

It is estimated that by 2012, there could be around 70 million FAPs installed in homes or offices around the world, serving more than 150 million customers [?]. Consequently, the co-channel deployment of such a large femtocell layer will impact existing macrocell networks, affecting their capacity and performance [?]. Therefore, to mitigate this impact, several aspects of this new technology such as the access methods, frequency band allocation, timing and synchronization and self-organization need further investigation before FAPs become widely deployed. Since the number and position of the FAPs will be unknown, interference management can not be further handled by the operator using traditional network planning and optimization techniques. Therefore, special attention must be paid to the mitigation of interference between the macro- and femtocell layers, as well as between femtocells.

In order to handle these issues, OFDMA femtocells are a more promising solution than *CDMA* (Code Division Multiple Access) ones, mainly due to its intra-cell interference avoidance properties and robustness to multi-path. In OFDMA systems, the available spectrum is divided into orthogonal sub-carriers, which are then grouped into sub-channels. OFDMA works as a multi-access technique by allocating different users to different groups of orthogonal sub-channels. Moreover, OFDMA femtocells can exploit channel variations in both frequency and time domain for the avoidance of interference, while CDMA can only exploit the time domain.

The aim of this article is to provide an overview of the technical challenges faced by operators when deploying an OFDMA femtocells network. Since interference is the main limitation in the deployment of two-layer networks, special attention will be given to those problems in relation with spectrum allocation and interference avoidance.

II. CHALLENGES FOR OFDMA FEMTOCELLS

Femtocells will face several issues that still need to be addressed in order to guarantee interoperability with existing macrocells. These are analyzed in the following.

A. The access method

Femtocells can be configured in three ways to allow or restrict their usage by certain users:

- **Open access:** All users are allowed to connect.
- **Closed access:** The femtocell allows only subscribed users to establish connections.

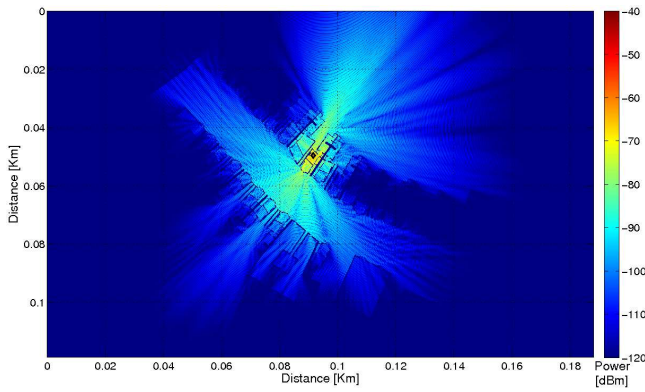


Fig. 1. Coverage of a femtocell emitting an $EIRP = 10dBm$ at $f = 3.5GHz$.

- **Hybrid access:** Non-subscribers use only a limited amount of the femtocell resources.

It has been shown that open access improves the overall capacity of the network [?], mainly because macrocell users can connect to nearby femtocells in locations where the macrocell coverage is deficient. From an interference viewpoint, this avoids femtocells behaving as interferers since outdoor users can also connect to indoor femtocells. As a drawback, open access will increase the number of handoffs and signaling. Furthermore with this type of access, security issues apply. Moreover, recent customer surveys show that open access is commercially challenging for operators. This is because femtocells are paid by subscribers, who are not keen to accept non-subscribers as users of their own femtocells, unless they obtain some kind of benefit/revenue.

Closed access femtocells are thus more likely to be deployed in the home environment. However, this implies that power leaks through windows and doors (see Figure ??) will be sensed as interference by passing macrocell users, thus decreasing their signal quality. As will be shown in section ??, algorithms for the allocation of OFDMA sub-channels can help to solve this problem.

Hybrid approaches allow the connectivity of non-subscribers while restricting the amount of OFDMA subchannels that can be shared. In this way, most of the interference problems of closed access are eliminated while controlling the impact caused to the femtocell owner.

B. Time synchronization

Since femtocells are deployed by the users, there is no centralized management of their radio resources. However, network time synchronization is necessary between macrocells and femtocells in order to minimize multi-access interference, as well as for the proper performance of handoffs. Without timing, transmission instants would vary between different cells. This could lead to the uplink period of some cells overlapping with the downlink of others, thus increasing inter-cell interference in the network.

Since FAPs are aimed at the consumer electronics market, they are intended to attain low prices. The manufacture of low cost femtocells equipped with high precision oscillators is not

trivial, so other approaches need to be considered in order to achieve a reliable time synchronization.

The use of GPS receivers, which provide accurate timing over satellite links, has been proposed as a possible solution. However, their performance depends on the availability of GPS coverage inside of the user premises. Another solution is the use of the IEEE-1588 Precision Timing Protocol as a feasible method to achieve synchronization [?]. However, some modifications are necessary in order for it to perform efficiently over asymmetric backhaul links such as ADSL.

C. Physical Cell Identity (PCI)

The PCI is normally used to identify a cell for radio purposes, e.g. camping/handoff procedures are simplified by explicitly providing the list of PCIs that mobile terminals have to monitor. Note that this list is usually known as the *neighboring cell list* (see below). The PCI of a cell does not need to be unique across the entire network. However, it must be unique on a local scale to avoid confusion with neighboring cells. This represents a challenge in femtocell networks, since they must select its PCI dynamically after booting or changing their position in order to avoid collision with other macro/femtocells. Furthermore, in extensive femtocell deployments and due to the limited number of PCIs, e.g. 504 in LTE, the reuse of PCIs among femtocells in a given area may be unavoidable, thus causing PCI confusion.

D. Neighboring Cell List

Since femtocells can be switched on/off or moved at any time, their neighbors vary often. Femtocells must thus be able to set up their neighboring cell list in a dynamic manner. Due to this, the relationships between femtocells must be handled differently than those between macro- and femtocells. In addition, it is expected that the number of neighboring femtocells within a macrocell will grow beyond the 32 that are currently considered in macrocells. Therefore, new techniques must be developed to allow macro- and femtocells support a larger number of neighboring cells and handle them in a rapid manner.

E. Mobility Management

In macrocell networks, cell handoffs are triggered when users enters the coverage area of other cells. However, given the coverage size of open/hybrid access femtocells, this occurs more often than in the macrocell case, hence increasing network signaling. Different handoff management procedures are thus needed to allow non-subscribers to camp for longer periods on nearby femtocells. Furthermore, a Hierarchical Cell Structure (HCS) can also be used to distinguish between macro- and femtocells. In this way, the signaling across layers can be minimized as well as the neighboring cell list that users scan when performing a handoff.

III. INTERFERENCE ANALYSIS

In Figure ??, it can be seen that a femtocell not only provides coverage at the customer premises, but that it also

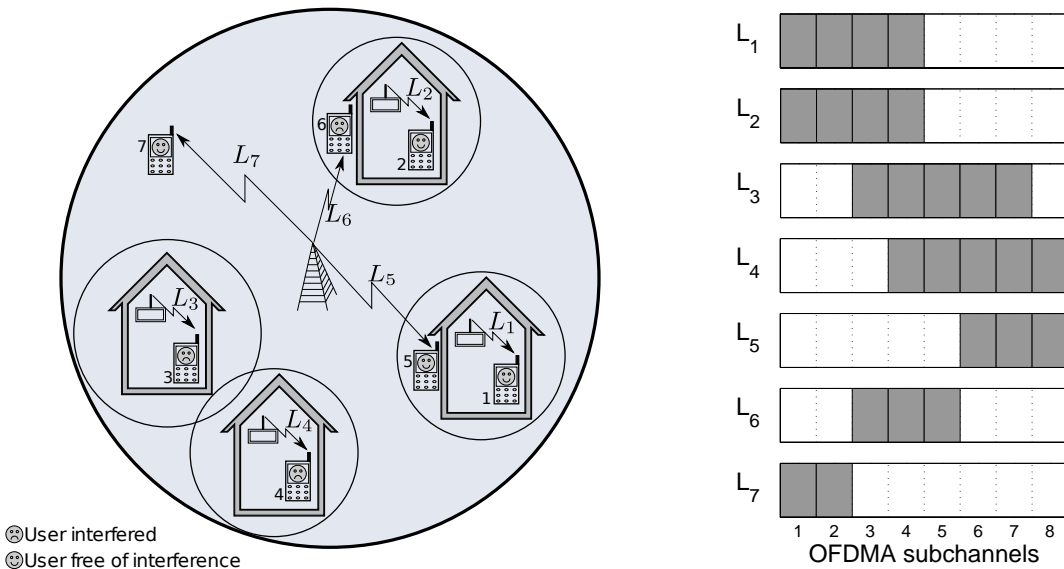


Fig. 2. Downlink allocation of OFDMA sub-channels in a macro/femtocells network with co-channels assignment.

radiates towards neighboring houses as well as outdoors, introducing interference. Due to this and given that femtocells are deployed within the coverage area of existing macrocells, they can cause a strong degradation of the macrocells performance. Furthermore, the deployment of new femtocells could also disturb the normal functioning of already existing femtocells. Therefore, in order to reduce the appearance of *dead zones* within the macrocells and to successfully deploy a femtocell network, interference avoidance, randomization or cancellation techniques must be applied.

In the following, it is assumed that the clocks of the femtocells are synchronized with that of the umbrella macrocell. Therefore and considering that these networks define two separated layers (the femtocell and the macrocell layers), interference can be classified as follows:

- **Cross-Layer:** It refers to situations in which the aggressor (e.g. an FAP) and the victim (e.g. a macrocell user) of interference belong to different network layers.
- **Co-Layer:** In this case, the aggressor (e.g. an FAP) and the victim (e.g. a neighboring femtocell user) belong to the same network layer.

To overcome the effects of interference, cancellation techniques have been proposed but often disregarded due to errors in the cancellation process [?]. The use of sectorized antennas at the FAP has also been suggested in [?] as a means of reducing interference by decreasing the number of interferers. Similarly, a dynamic selection of predefined antenna patterns has been used in [?] to reduce the power leakage outdoors. However, hardware-based approaches usually imply an increase in the FAP cost. On the other hand, strategies based on interference avoidance also represent efficient alternatives, e.g. power and sub-channel management.

Power control algorithms and radio resources management are tools often use in cellular systems to mitigate interference. If they are not applied, users located far from a base station will be jammed by users in much closer positions. These techniques are also necessary in FAPs for the same reasons plus

the added problem of cross-layer interference. For example, in closed access femtocells, users located far from the FAP and being asked to raise their power level might produce high levels of interference to neighboring femtocells or even to the macrocell. This is illustrated in the following example.

From the point of view of the frequency allocation in OFDMA systems, Figure ?? represents a downlink scenario where a loaded macrocell uses all the available sub-channels to transmit information to its users. However, when a macrocell user is located close to a femtocell, e.g. user 6, it can occur that the femtocell also transmits in some or all the sub-channels required by that user. This is illustrated by the spectrum occupation of links L_2 and L_6 , which use sub-channels 3 and 4 simultaneously, resulting in heavy downlink interference for macrocell user 6. Therefore, a more efficient management of the OFDMA sub-channels is necessary. Such an approach would help to enhance frequency reuse in the femtocells layer and maximize the overall cell throughput. For instance, the spectrum occupation of users 1 and 5 illustrate how interference can be avoided in OFDMA femtocells whilst providing sufficient frequency resources for a satisfactory user experience.

IV. SPECTRUM ALLOCATION IN TWO-LAYER NETWORKS

The different approaches that can be adopted to manage the OFDMA sub-channels are schematized in Figure ?. An approach that completely eliminates cross-layer interference is to divide the licensed spectrum into two parts (*Orthogonal Channel Assignment*). This way, a fraction of the sub-channels would be used by the macrocell layer while another fraction would be used by the femtocells. This approach is supported by companies such as *Comcast*, which have acquired spectrum to be exclusively used by their WiMAX femtocells. Although optimal from a cross-layer interference standpoint, this approach is inefficient in terms of spectrum reuse. Therefore, a *Co-channel Assignment* of the macrocell and femtocell layers

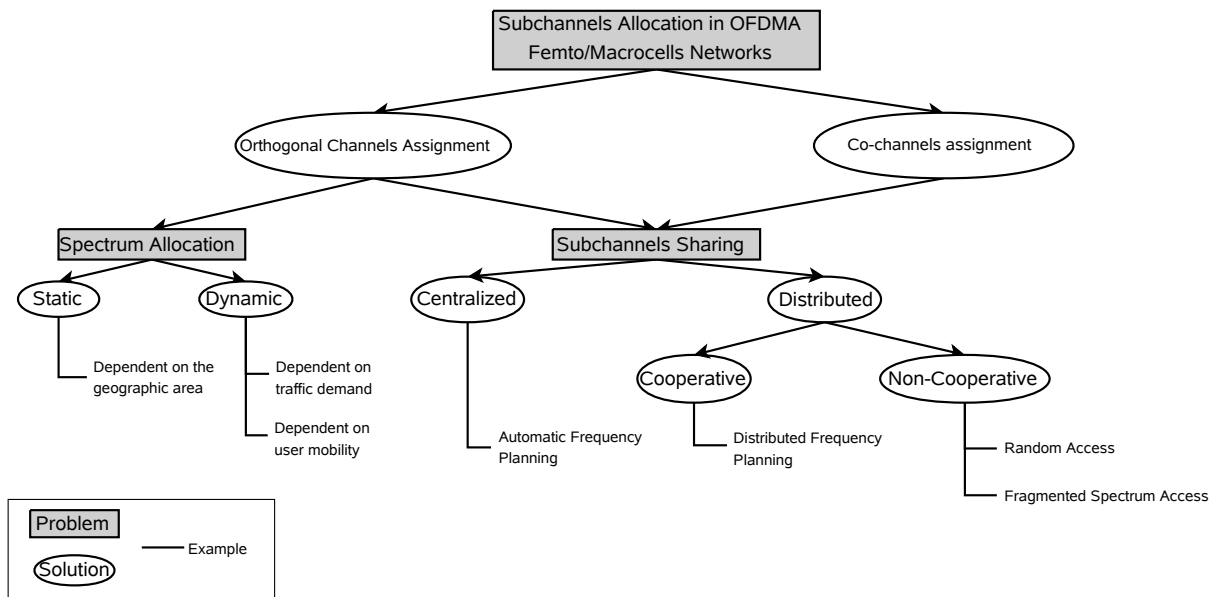


Fig. 3. Classification and examples of sub-channels allocation techniques for OFDMA femtocells.

seems more efficient and profitable for operators, although far more intricate from the technical point of view.

Ideally to mitigate cross- and co-layer interference, there would be a central entity in charge of intelligently telling each cell which sub-channels to use. This entity would need to collect information from the femtocells and their users, and use it to find an optimal or a good solution within a short period of time. However, since the number and position of the femtocells is initially unknown due to the individualistic nature of the FAPs, this approach poses some hard problems. The presence of hundreds of femtocells makes the optimization problem too complex and latency issues arise when trying to facilitate the femtocells communication with the central sub-channels broker throughout the back-haul.

A distributed approach to mitigate cross- and co-layer interference, where each cell manages its own sub-channels, is thus more suitable in this case, e.g. self-organization. In a non-cooperative solution, each femtocell would plan its sub-channels so as to maximize the throughput and QoS for its users. Furthermore, this would be done independently of the effects that its allocation might cause to neighboring femtocells, even if it supposes a larger interference. The access to the sub-channels becomes then opportunistic and it is possible that the method decays to greedy. On the other hand, in a cooperative approach, each FAP gathers information about its neighboring femtocells and may perform its allocation taking into account the effect it would cause to its neighbors. In this way, the average femtocells throughput and QoS, as well as their global performance can be locally optimized.

V. SELF-CONFIGURATION AND SELF-OPTIMIZATION

As discussed above and due to the uncertainty in the femtocells number and positions, FAPs must be self-configurable and self-optimizing units [?], able of integrating themselves into the existing radio access network causing the least interference to existing systems. In this case, the FAPs must be able

of *sensing* the air interface and *tuning* their own parameters according to changes in the network or the channel.

A. Sensing Phase

FAPs must be aware of the presence of neighboring cells, i.e. macros or femtos, as well as of their respective spectrum allocations. Different strategies can be used to achieve this *cognitive* radio stage, in which the femtocell is able to learn about the state of the network (e.g. architecture, load) and channel conditions (e.g. interference and fading). Note that the following approaches can be used not only to obtain information about the resource allocation of other femtocells, but also of nearby macrocells:

- A first approach consists on building the sensing capability into the FAP itself. As represented in Figure ??- left, the FAPs will sense the air interface and identify which cells and sub-channels are active within their range. Then, the femtocells use this information to configure itself and perform its resource allocation. This can be done using a network listening mode, similar to a user terminal operating in idle mode.
- A second approach is based on the exchange of information between femtocells. As represented in Figure ??- center, the FAPs could directly exchange information about their sub-channel usage, spectrum needs, etc. This way, femtocells would be aware of the present actions and future intentions of their neighboring cells, and they can act accordingly. These messages can be exchanged through the femtocell gateway, using a direct link between cells (similar to the X2 interface in LTE), but also broadcasting messages or using the mobile terminals to relay information.

However, none of these would work in situations where the FAPs are not within the coverage area of other femtocells. For instance in Figure ??, user 3 is located at the cell edge

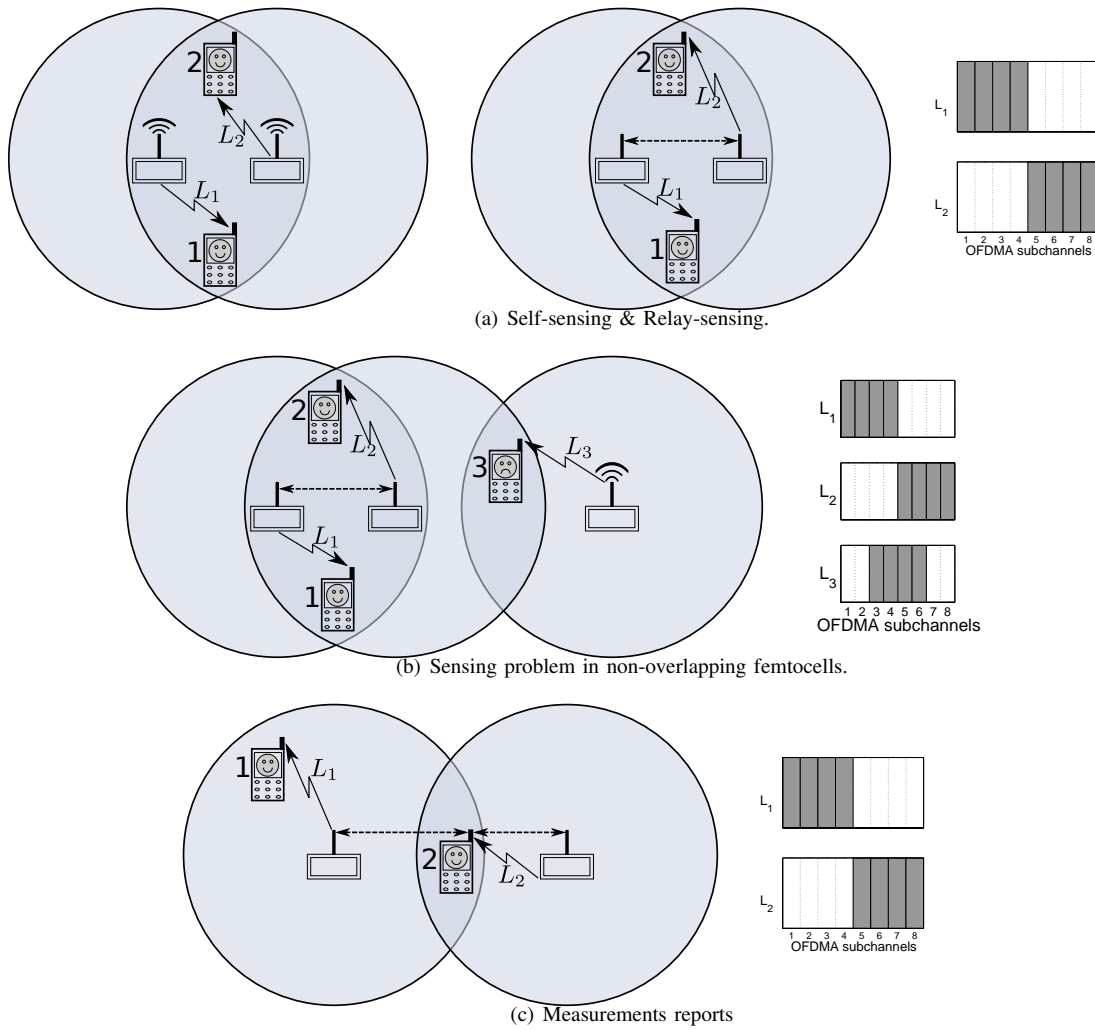


Fig. 4. Different approaches for the sensing of OFDMA sub-channels.

of two overlapping femtocells whose FAPs are not visible to each other. In this situation, such a user might suffer from interference because the femtocells are not able of coordinating their resource allocation as a result of the lack of information obtained during the sensing phase.

- A third approach that can avoid this problem is the use of *measurement reports*, which are periodically performed by the users and then sent back to their FAPs. They contain information such as the received signal strength and active sub-channels of the serving and the strongest neighboring cells (both macros and femtos). They can thus be post-processed and used to establish interference relationships between *neighboring cells* as well as to identify *forbidden sub-channels*. With this technique, users can forward information about their immediate radio environment (users location) to their FAPs and aid them to mitigate interference (see Figure ??).

The combination of these sensing strategies together with other statistics such as the number of mobility events or packet drop ratio can be used to enhance the reliability of the sensing phase and therefore the quality of the femtocell tuning.

B. Tuning Phase

FAPs should be able to select and modify their parameters in different situations. In this article a distinction is made between self-configuration and self-optimization. Self-configuration provides the initial settings of the FAP when it is turned on, while self-optimization updates the configuration of the FAP in order to adapt its parameters to the environment.

- **Self-configuration:** After powering on, the femtocell is registered into the network of the operator, and its radio parameters are set to a default configuration. This is done over the backhaul, which provides fundamental information such as the carrier frequency and other network parameters, e.g. location, routing and service area, initial PCI and neighboring list. Afterwards, the sensing of the environment is done throughout the network listening mode. By decoding the control channels, the femtocell is able to synchronize with the external network. Moreover, the femtocell also uses this information to re-select its PCI and optimize its neighbor list and handoff parameters. Finally, the FAP adapts its power and selects its sub-channels according to the obtained sensing information in order to ensure that it provides the dominant signal in the

desired coverage area.

- **Self-Optimization:** It is well known that the radio channel conditions can change rapidly due to shadowing and multi-path fading. In addition, the network load and user traffic vary also quickly depending on the location and time, and because of the packet nature of the services. Due to this fluctuating behavior, OFDMA femtocells must dynamically adapt their radio resources to their environments in order to optimize the performance of the network. Such changes can be detected during the sensing phase, e.g. increase in the traffic or interference, decrease in mobility events or dropped calls. Taking into account this information, the FAPs tune their parameters (power or sub-channels assignment) on-line in order to mitigate interference across cells.

VI. EXPERIMENTAL EVALUATION

In this section, system-level simulations are used to aid network designers and operators to understand the advantages and drawbacks of the orthogonal and co-channel assignment. Furthermore, the different features of centralized vs. distributed, and cooperative vs. non-cooperative approaches for frequency planning are also illustrated.

The simulations presented here were carried out based on the simulation framework presented in [?], and they are based on a realistic WiMAX (IEEE 802.16e) network comprised of two macrocells and a large number of femtocells (Figure ??). It operates in the 3.5 GHz band with a 5 MHz bandwidth. Moreover, the number of femtocells has been selected according to recent forecasts that indicate a femtocell penetration of 10%.

AMC (Adaptive Modulation and Coding) has been selected as a permutation scheme, where the sub-channels are comprised of contiguous sub-carriers. In this case, the number of OFDMA sub-channels in the DL sub-frame is set to 8, while the number of OFDM symbols is 20. Moreover, closed access has been selected as the access method to the femtocells and a large number of end-users has been spread over the scenario. The number of outdoor users has been selected according to a density of $40\text{ user}/\text{km}^2$, while a random number of indoor users between 2 and 4 has been placed per femtocell/house. Outdoor users have a minimum throughput requirement of 64 kbps (video), whereas the indoor users minimum throughput requirement is 350 kbps (data).

Interference will occur only if several users are allocated to the same sub-channel and OFDM symbol. Furthermore, an indoor-to-outdoor propagation model calibrated with femtocell measurements [?] has also been built into the simulation tool. The key performance indicators used to analyze the behavior of the network in this experimental evaluation is the network capacity in terms of user outage and throughput.

The details of the sub-channel allocation strategies evaluated in this section are:

- **Orthogonal Assignment:** The spectrum is divided in two independent fragments: one used by the macrocells and another by the femtocells. For the first setup, $S_M = 5$ sub-channels have been assigned to the macrocells layer

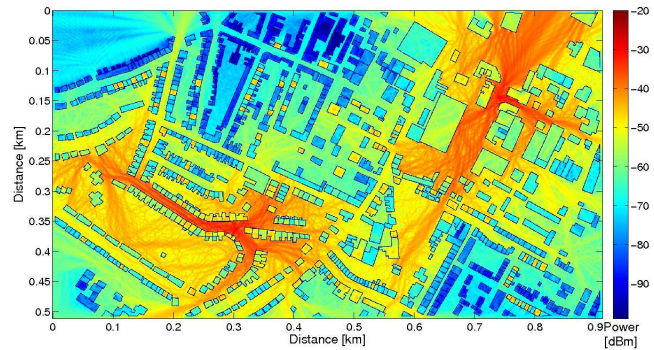


Fig. 5. Coverage plot of two WiMAX macrocells with an EIRP of 30 dBm , in an scenario with a femtocells penetration of 10.25% of the households and femtocell EIRP of 10 dBm . The work frequency is that of WiMAX in Europe, $f = 3.5\text{ GHz}$.

and $S_F = 3$ to the femtocells. For the second setup, $S_M = 6$ and $S_F = 2$.

- **Co-channel Assignment FRS_1 :** In this scheme, the spectrum is not fragmented, so all the macrocells and femtocells have access to all available sub-channels. Therefore, interference coordination is neglected.
- **Co-channel Assignment FRS_x :** The spectrum is divided into x fragments. Macrocells can use all the spectrum, but each femtocell only uses one randomly selected fragment. This way, the collision probability between neighboring femtocells is reduced by a factor x . In this evaluation, $x = 3$ and $x = 4$ have been tested.
- **Co-channel Assignment and Distributed Planning:** In the *D-DFP (Distributed- Dynamic Frequency Planning)* approach, measurements reports are used to sense the environment. Using this information, each femtocell independently configures its own sub-channels priority list, which is sorted by priority (sub-channels suffering the least interference go first) and is periodically updated. To achieve a stable solution, and to avoid that different femtocells make changes on their list at the same time, a random time counter is used to wake up the femtocell and take action.
- **Co-channel Assignment and Centralized planning:** In the *C-DFP (Centralized- Dynamic Frequency Planning)* approach, measurements reports are also used to sense the environment. Then, the interference information is sent from the femtocells to a centralized sub-channels broker, which plans the frequency usage and passes it on to the femtocells.

Orthogonal assignments remove cross-layer interference and perform well when the load of the network is low or the sub-channels demand is less than the availability. In Table ??, it can be seen that when switching from a (5,3) to a (6,2) scheme, the macrocell layer throughput increases and the femtocell layer throughput decreases. This behavior is due to that the resources of the macrocells layer have increased, while the resources of the femtocells layer have decreased. As a result, some users can not access their cells or carry their services due to the lack of resources. Therefore, when using an orthogonal assignment approach, the size of the fragments

TABLE I
PERFORMANCE OF VARIOUS RESOURCE ALLOCATION ALGORITHMS

	Orthogonal Channels Assignment		Co-channels Assignment				
	$(S_M, S_F) = (5, 3)$	$(S_M, S_F) = (6, 2)$	FRS_1	FRS_3	FRS_4	D-DFP	C-DFP
Successful users [%]	93.14	88.44	94.10	95.43	87.49	96.32	97.92
Users in outage [%]	4.89	4.45	5.40	3.94	11.24	2.73	2.35
Macrocell throughput [Mbps]	4.07	4.57	3.93	4.32	4.06	4.54	4.81
Femtocells throughput [Mbps]	122.02	112.50	123.47	123.32	113.67	123.60	123.64
Total throughput [Mbps]	126.09	117.07	127.4	127.64	117.73	128.14	128.45

must be carefully planned according to the traffic forecast for each layer.

On the other hand, when using a co-channel deployment, the capacity problems of the macrocell and femtocell layers disappear due to the larger spectrum availability. However, cross-layer interference comes up and the macrocell users suffer from interference due to the presence of nearby femtocells.

It can be seen that when interference coordination is neglected (FRS_1), the macrocell network performance is strongly degraded. Since there is a heavy traffic load and no interference coordination, the probability of sub-channel collision between macrocells and femtocells is large. The result is thus a poor signal quality (reduced throughput) and an increase in the outage probability for some users.

When using FRS_3 the throughput in the macrocell layer increases, since the probability of collision has been reduced by a factor of 3. On the other hand, when using FRS_4 , problems due to the lack of resources appear in the femtocells because the fragments are too small. Therefore, the trade-off between capacity and probability of sub-channel collision should be taken into account.

Finally, DFP outcomes the best network performance. This is logical since a dynamic frequency planning strategy has been used, able to adapt the systems resources to the changing conditions of the traffic and the channel. Note that the centralized approach performs better than the distributed one, since the optimization process gathers information not only from neighboring cells, but using a more global viewpoint of the network.

VII. CONCLUSION

The multi-subcarrier nature of OFDMA is more than appropriate to cope with the interference problems that arise between femtocells and macrocells. Whilst femtocells configure themselves to reduce interference with neighboring cells, this technology can help to minimize the impact of the deployment of femtocells in a macrocell network.

It has been shown that a co-channel assignment of the spectrum can outcome higher cell throughputs thanks to the larger availability of sub-channels. This will be however in exchange for a higher computational load in the network nodes (femtocells and macrocells). With OFDMA and since the number and positions of the femtocells are unknown, traditional network planning needs to be replaced by efficient spectrum allocation algorithms for the purpose of interference avoidance, being novel algorithms still needed to perform such allocation in realistic scenarios.

ACKNOWLEDGMENT

This work is supported by the EU FP6 "RANPLAN-HEC" project on 3G/4G Radio Access Network Design under grant number MEST-CT-2005-020958.

REFERENCES

- [1] G. Mansfield, "Femtocells in the US Market - Business Drivers and Consumer Propositions," in *FemtoCells Europe 2008*. ATT, Jun. 2008.
- [2] V. Chandrasekhar and J. G. Andrews, "Femtocell networks: A survey," *IEEE Communication Magazine*, vol. 46, no. 9, pp. 59–67, September 2008.
- [3] S. Carlaw, "Ipr and the potential effect on femtocell markets," in *FemtoCells Europe*. ABResearch, 2008.
- [4] H. Claussen, "Performance of macro- and co-channel femtocells in a hierarchical cell structure," in *IEEE 18th International Symposium on Personal, Indoor and Mobile Radio Communications (PIMRC 2007)*, Athens, Greece, September 2007, pp. 1–5.
- [5] D. López-Pérez, A. Valcarce, G. De La Roche, E. Liu, and J. Zhang, "Access Methods to WiMAX Femtocells: A downlink system-level case study," in *11th IEEE International Conference on Communication Systems (ICCS)*, Nov. 2008, pp. 1657–1662.
- [6] S. Lee, "An Enhanced IEEE 1588 Time Synchronization Algorithm for Asymmetric Communication Link using Block Burst Transmission," *IEEE Communications Letters*, vol. 12, no. 9, pp. 687–689, Sep. 2008.
- [7] S. P. Weber, J. Andrews, X. Yang, and G. de Veciana, "Transmission Capacity of Wireless Ad Hoc Networks With Successive Interference Cancellation," *IEEE Transactions on Information Theory*, vol. 53, no. 8, pp. 2799–2814, Aug. 2007.
- [8] V. Chandrasekhar and J. G. Andrews, "Uplink Capacity and Interference Avoidance for Two-Tier Femtocell Networks," *IEEE Transactions on Wireless Communications*, February 2008.
- [9] H. Claussen, "Femtocell Coverage Optimization using Switched Multi-element Antennas," in *IEEE International Conference on Communications (ICC)*, Jun. 2009.
- [10] H. Claussen, L. Ho, and L. Samuel, "Self-optimization of coverage for femtocell deployments," in *Wireless Telecommunications Symposium (WTS)*, Apr. 2008, pp. 278–285.
- [11] A. Valcarce, G. De La Roche, A. Jüttner, D. López-Pérez, and J. Zhang, "Applying FDTD to the coverage prediction of WiMAX femtocells," *EURASIP Journal on Wireless Communications and Networking*, vol. 2009, Feb. 2009, article ID 308606. [Online]. Available: <http://www.hindawi.com/GetArticle.aspx?doi=10.1155/2009/308606>

PLACE
PHOTO
HERE

David López-Pérez received his Bachelor and Master degrees in Telecommunication from Miguel Hernandez University, Elche (Spain) in 2003 and 2006, respectively. He joined VODAFONE SPAIN in 2005, working at the Radio Frequency Department in the area of network planning and optimization. He took up a research scholarship at the Cork Institute of Technology in Ireland in 2006, where he was researching in indoor positioning systems and sensor networks. Nowadays, he is a PhD Marie-Curie Fellow at the Centre for Wireless Network

Design (CWIND) at the University of Bedfordshire. He is involved in different FP6 and FP7 European projects, as well as EPSRC. His research interest is on 2-tier networks, OFDMA, self-organization and interference avoidance.

PLACE
PHOTO
HERE

Alvaro Valcarce obtained his M.Eng. in Telecommunications Engineering from the University of Vigo (Spain) in 2006. Then, he was with the WiSAAR consortium in Saarbruecken (Germany), performing WiMAX trials and measurements data analysis. Alvaro joined the Centre for Wireless Network Design (CWIND) of the University of Bedfordshire (U.K.) in 2007 with the support of a Marie Curie Fellowship. During 2008, he worked on "the feasibility study of WiMAX-based femtocells for indoor coverage". His PhD belongs to the

FP6 RANPLAN-HEC project, which studies the indoor-to-outdoor wireless channel and its applicability to network planning and optimization.

PLACE
PHOTO
HERE

Jie Zhang is Professor at the Department of Computing and Information Systems, University of Bedfordshire. He received his PhD degree from East China University of Science and Technology in 1995. From 1997 to 2001, he was a Research Fellow with University College London, Imperial College London and Oxford University. He is the founding director of the Centre for Wireless Network Design (CWIND) at UoB, one of the largest and leading research groups in 3G/4G radio access network planning and optimization in Europe. Since 2003,

as the Principal Investigator, he has been awarded several projects worth over US\$5.0 million (his total project funding is much larger) by the EPSRC, the European Commission (FP6/FP7) and the Nuffield Foundation.

PLACE
PHOTO
HERE

Guillaume de la Roche has been working as a research fellow at the Centre for Wireless Network Design (UK) since 2007. From 2001 to 2002, he was a research engineer by Infineon in Munich (Germany). From 2003 to 2004, he worked in a small French company where he deployed WiFi networks. From 2004 to 2007, he was with the CITI Laboratory at INSA (France). He holds the Dipl-Ing from CPE Lyon, France, and the MSc (2003) and PhD (2007) in wireless communications from the National Institute of Applied Sciences (INSA Lyon).